


Finger Phonics 5

z w ng v oo oo

Sue Lloyd and Sara Wernham Illustrated by Lib Stephen




Jolly
Phonics

Z z

buzz



Action: Put arms out at sides and pretend to be a bee, saying ZZZZZZZZZ.



zip

zoo

fizzy



W w

wet

west



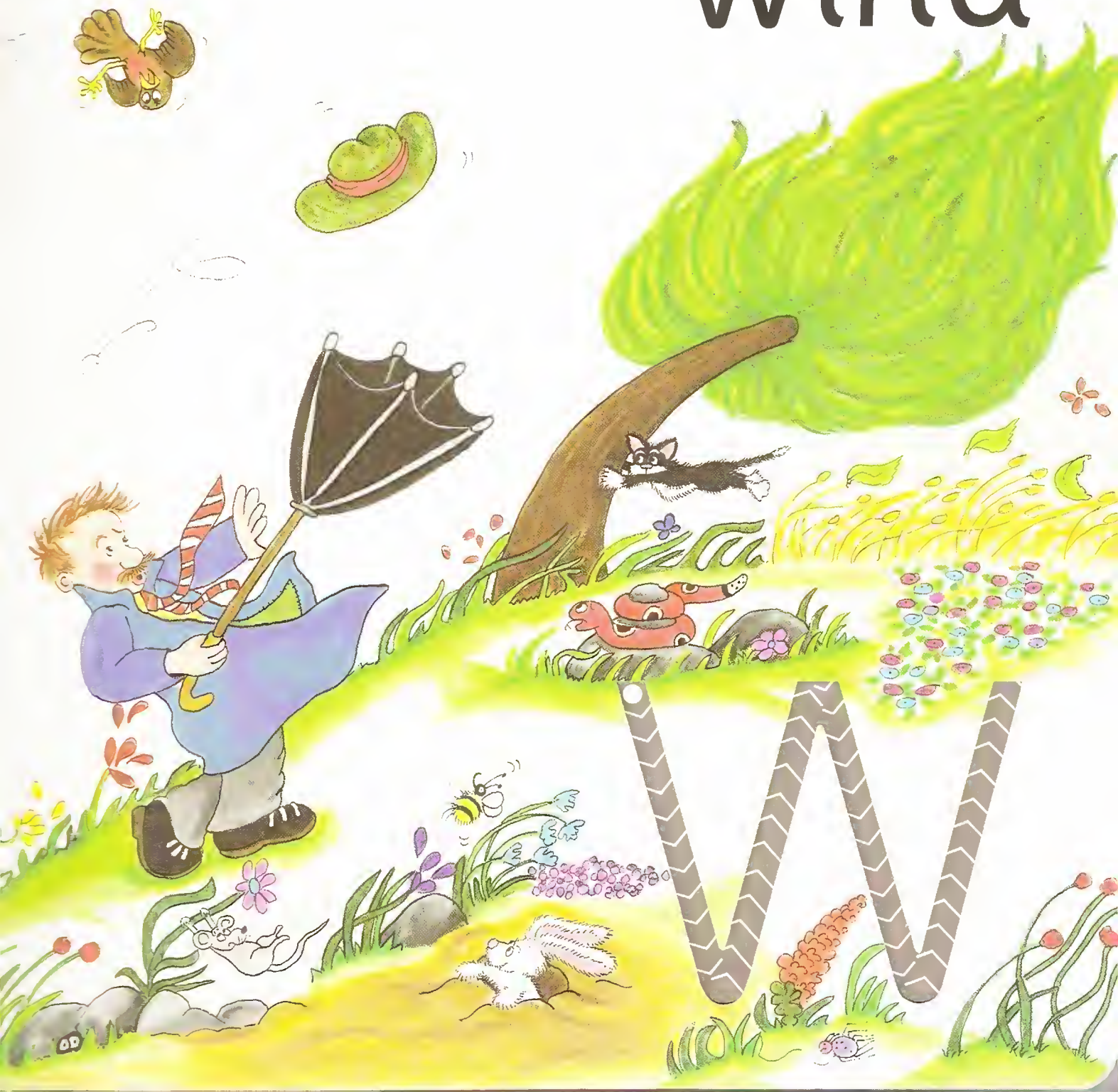
Action: Blow on to open hand, as if you are the wind, and say *wh, wh, wh*.



windmill

swift


wind



ng



Action: Imagine you are a weightlifter, and pretend to lift a heavy weight above your head, saying *ng*



ng

long

bang

lungs

ring

strong

V v

van

vest

very

drive



Action: Pretend to be holding the steering wheel of a van and say vvvvvvvv.



oo


oo

book

look

hook

took



Action: Move head back and forth as if it is the cuckoo, saying *u oo, u oo*. (Little and long oo)

cook

oo



moon

soon

shoot

tooth

In this book to show the different sounds, the 'oo' and 'oo' are shown by thin and fat letters.

Read these words then match them to the correct corner.

When reading words with 'oo' in them try the 'oo' sound first. If this does not make a word try using the 'oo' sound instead.

book

moon

foot

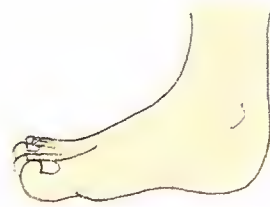
hook

boot

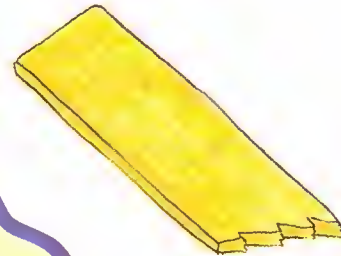
spoon

wood

broom



oo




oo

The 'ng' sound

These words all have an 'ng' sound in them. Look for different patterns in the parcels of words Vic has just delivered.

Seeing the letter pattern helps in reading the word.



ing

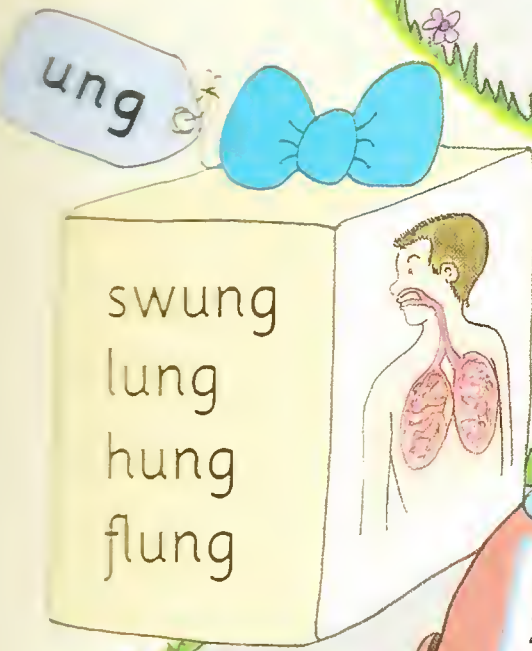
sing
ring
string



ang


ong

bang
hang
clang
kangaroo



ung

swung
lung
hung
flung



strong
long
song
belong



Hint: 'ng' does not say 'ing'. 'ing' is an 'i' sound followed by an 'ng' sound.

s a t i p

When writing words you need to be able to hear the sounds in them (sounding out). Say the word, then say it again listening very carefully to hear the sound that is missing.

z




_an

_ell

_rog

w




do_

he_

ra_

ng

v



h_t

p_g

b_s

oo

oo

j

or

oa

ie

n

ck

e

h

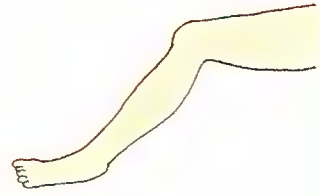
r




_un



_nt



_eg



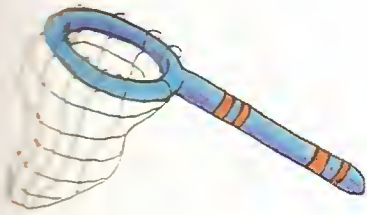
be_



tr_




ri_



n_t



b_k



tr_n

ee

ai

b

f

l

m

d

g

o

u

The Finger Phonics books give an excellent start to both reading and writing

The books show all the letter sounds of English, not just the alphabet, with an 'action' for each. There are cut-out letter shapes to show little fingers the correct way to form each letter and at the end of each book are 'finger activities' so that knowing the letters leads easily to both reading and spelling.

Jolly Phonics

Besides the *Finger Phonics* books, 'Jolly Phonics' includes *Phonics Videos*, *The Phonics Handbook*, *Phonics Wall Frieze*, *Phonics Workbooks*, *Jiglets* and *Stencilets*. Where possible, use them together over a period of time.



| | ISBN |
|----------------------|---------------|
| 1. s a t i p n | 1 870946 24 3 |
| 2. c k e h r m d | 1 870946 25 1 |
| 3. g o u l f b | 1 870946 26 X |
| 4. ai j oa ie ee or | 1 870946 27 8 |
| 5. z w ng v oo oo | 1 870946 28 6 |
| 6. y x ch sh th th | 1 870946 29 4 |
| 7. qu ou oi ue er ar | 1 870946 30 8 |

© Sue Lloyd, Sara Wernham, Christopher Jolly 1993 (text)

© Lib Stephen 1993 (illustrations)

Printed in Malaysia All rights reserved



Jolly Learning



ISBN 1-870946-28-6



9 781870 946285