


Stop that Cow!



Mairi Mackinnon

Illustrated by Fred Blunt

Stop that Cow!




Written by Mairi Mackinnon

Illustrated by Fred Blunt

How this book works

The story of Stop that Cow! has been written for you to read with your child. You take turns to read:

You read these words.



Your child reads these words.

You don't have to finish the story in one session. If your child is getting tired, put a marker in the page and come back to it later.

You can find out more about helping your child with this book, and with reading in general, on pages 30-31.

2

Stop that Cow!



Turn the page to start the story.

3

Lily the silly cow wants to go far.



“This farm is so dull.”

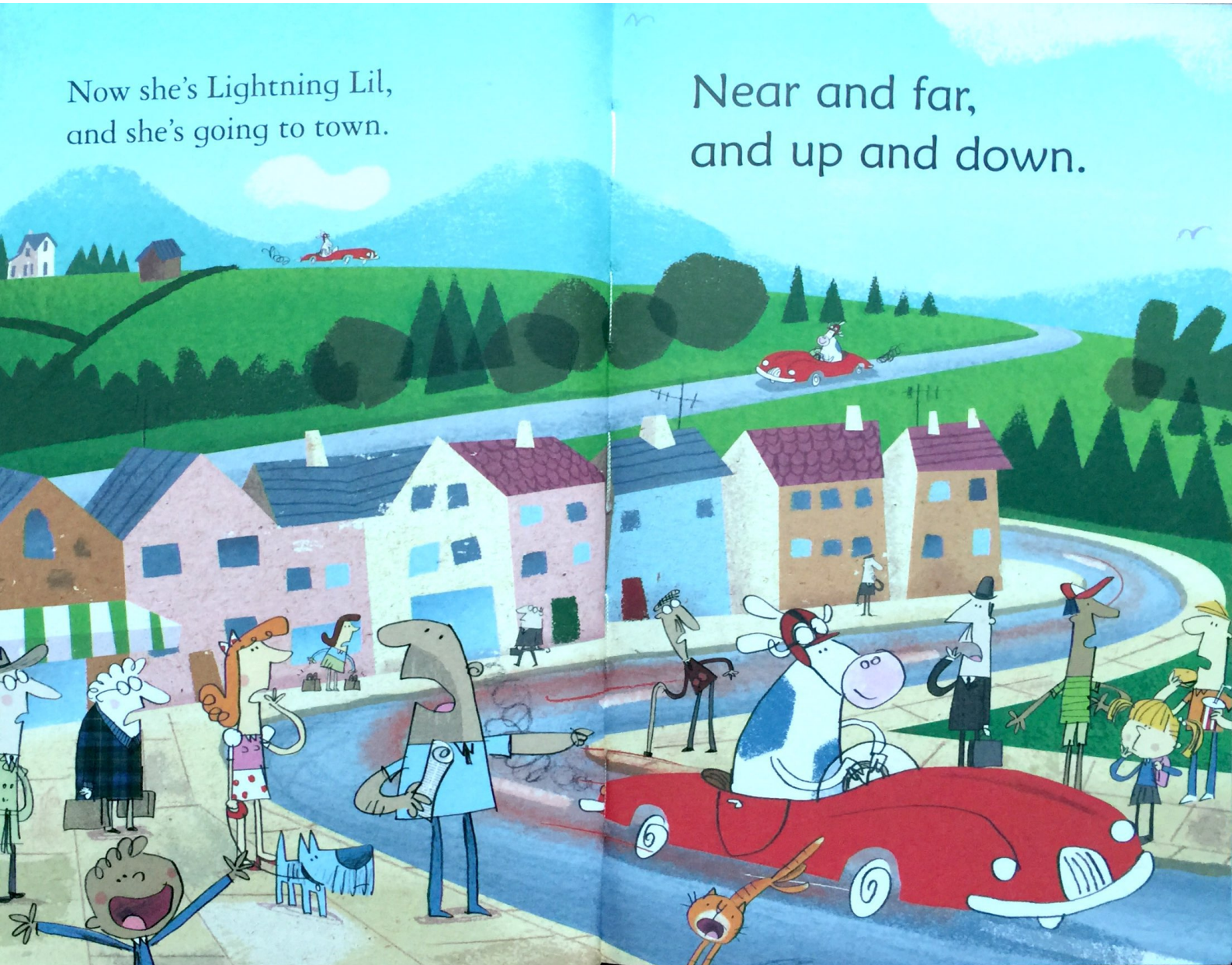


“How I long for
a big red car.”



Now she's Lightning Lil,
and she's going to town.

Near and far,
and up and down.









Then Lightning Lil decides to fly.

I am
high up in
the air.



Look at me,
I can loop
the loop!





But there's more to flying than meets the eye.

How do I get down?



Ow!



This is no fun.

It's the quiet life now for
Lightning Lil.


Join us
back at the farm,
dear Lil.

I feel
such a fool...
I will, I will!




Puzzle 1

Look at the pictures together, and try retelling the story.



24




You could have fun talking about what the other animals would say to Lil after her adventures.

25

Puzzle 2

Choose the right word to complete each phrase.



Up and

town

gown

down




I she will get hurt.

dear

fear

near



High up in the

fair

chair

air



I am she will get hurt.


cure

pure


sure

Puzzle 3


Look at the pictures, read the sentences, then say whether they are true or false.




Lil has a big red car.



The car is on the road.



Lil can loop the loop.



Lil is up in the air.

Answers to puzzles

Puzzle 1

Use this puzzle to check that your child has understood the story, and have fun discussing what the animals might say.

If your child isn't sure what to say, try asking leading questions such as, "Who's this? What is she doing now?" (Of course, there is more than one possible answer.)

Puzzle 2

1. Up and down.
2. I fear she will get hurt.
3. High up in the air.
4. I am sure she will get hurt.

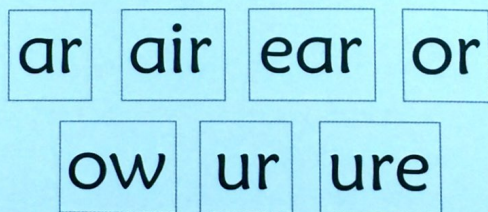
Puzzle 3

1. True
2. False
3. True
4. False

Guidance notes

Usborne Very First Reading is a series of books, specially developed for children who are learning to read. In the early books in the series, you and your child take turns to read, and your child steadily builds the knowledge and confidence to read alone.

The words for your child to read in **Stop That Cow!** introduce these letter-combinations:



It's well worth giving your child plenty of practice reading these. Later books in the series introduce longer words and new spelling patterns, while reinforcing the ones your child already knows.

You'll find lots more information about the structure of the series, advice on helping your child with reading, extra practice activities and games on the Very First Reading website,* www.usborne.com/veryfirstreading

*US readers go to www.veryfirstreading.com



Some questions and answers

- **Why do I need to read with my child?**
Sharing stories and taking turns makes reading an enjoyable and fun activity for children. It also helps them to develop confidence and reading stamina, and to take part in an exciting story using very few words.
- **When is a good time to read?**
Choose a time when you are both relaxed, but not too tired, and there are no distractions. Only read for as long as your child wants to – you can always try again another day.
- **What if my child gets stuck?**
Don't simply read the problem word yourself, but prompt your child and try to find the right answer together. Similarly, if your child makes a mistake, go back and look at the word together. Don't forget to give plenty of praise and encouragement.
- **We've finished, now what do we do?**
It's a good idea to read the story several times to give your child more practice and confidence. Then you can try reading **The Deep Dark Woods** at the same level or, when your child is ready, go on to Book 8 in the series.

Edited by Jenny Tyler and Lesley Sims
Designed by Russell Punter



This edition first published in 2013 by Usborne Publishing Ltd.,
Usborne House, 83-85 Saffron Hill, London EC1N 8RT, England.
www.usborne.com Copyright © 2013, 2010 Usborne Publishing Ltd.


All rights reserved. No part of this publication may be reproduced,
stored in a retrieval system or transmitted in any form or by any
means, electronic, mechanical, photocopying, recording or otherwise,
without the prior permission of the publisher. The name Usborne
and the devices   are Trade Marks of Usborne Publishing Ltd.
UE. First published in America in 2010.



Stop that Cow!

Stop that Cow! is part of the **Usborne Very First Reading** series which has been specially developed to help children learn to read. Each book in the series introduces new letters or reading patterns, and reinforces material from previous books.

Designed for an adult and child to read together, the series combines lively rhyming stories with inspiring illustrations in order to build the skills and confidence that will encourage a lifelong enjoyment of reading.



Find out about all the titles available at www.usborne.com

£3.99

JFMAMJJ SOND/15 03189/4
Printed in China
Made with paper from a sustainable source.

ISBN 978-1-4095-1664-4



Scanned by CamScanner

USBORNE PAPERBACKS

