

WORD FAMILY TALES™



-ide

Ride and Slide

by Samantha Berger
Illustrated by R.W. Alley



For my dog Zeke, who loves to slide, ride,
and hide in the snow outside



No part of this publication may be reproduced in whole or in part or stored in a retrieval system, or transmitted in any form or by any means, electronic, mechanical, photocopying, recording, or otherwise, without written permission of the publisher. For information regarding permission, write to Scholastic Inc., 557 Broadway, New York, NY 10012.

SCHOLASTIC and WORD FAMILY TALES
and associated designs are trademarks of Scholastic Inc.

Illustrated by R.W. Alley.

Produced by Brown Publishing Network.

ISBN: 0-439-26272-0


Copyright © 2002 by Scholastic Inc.

All rights reserved. Printed in China.





What can you do
when the snow falls outside,
and covers everything
far and wide?




Put on your snow boots and step outside



as your dog follows you, stride for stride.



Make a huge snowball
and toss it with pride.



Build a cool snow fort
where your dog can hide.



Climb on a sled and go for a ride!



Put on some skis and take a long glide.



Make a snow couple,
who stand side by side.



Have a snow wedding
for the snow groom and bride.



Play on the ice. Run, slip, and slide!



Make some snow angels
with wings deep and wide.





Play 'til it's time to go back inside.





Fall fast asleep with your dog by your side.

-ide Word Family Riddles

Listen to the riddle sentences. Add the right letter or letters to the -ide sound to finish each one.

- 1 Let's get on our bikes and go for a ___ide.
- 2 Eagles' wings are wide to help them soar and ___ide.
- 3 This sled is not narrow, it's ___ide.
- 4 When it's time for his bath, my dog likes to ___ide.
- 5 At the park, we can go down the ___ide.





- 6 Please come over here and stand by my ___ide.
- 7 When I finish my chores, I smile with ___ide.
- 8 The waves are coming closer, it must be high ___ide.
- 9 At their wedding, we danced with the happy groom and ___ide.
- 10 When it snows we like to play _____ide.

Now make up some new riddle sentences using -ide



-ide Cheer








Give a great holler, a cheer, a yell
For all of the words that we can spell
With an I, D, and E that make the sound **-ide**,
You'll find it in **ride** and **hide** and **slide**.
Three little letters, that's all that we need
To make a whole family of words to read!



Make a list
of other **-ide**
words. Then
use them in
the cheer!

Reading Tips **-ide**

Here are some quick and fun ways to use this story to help children learn the word family **-ide**.

-  Explain to children that you are going to read a story that has many words with the **-ide** sound, made by the letters I, D, and E. All these words belong to a group called a word family.
-  Ask children to find the **-ide** word ending at the top of the front cover. Review aloud with children the sound these three letters make together. Can they find two words in the title with the **-ide** sound?
-  Flip over the book and read the story summary on the back cover. Ask children to point out the words they hear with the **-ide** sound. Explain that the story you are about to read includes many more words that end in **-ide**. Can they help you find them?
-  Read aloud the story once for pleasure and enjoy the whimsical illustrations. Then reread the book, emphasizing the **-ide** word ending in the appropriate words. Ask children to listen closely and identify all the words that end in **-ide** (they might raise their hand or clap when they hear one, or you might choose a volunteer to point to the word on the page). As they do so, make a list on chart paper of all the **-ide** words.
-  Write each of the words from your list on an unlined index card. Use a different color for **-ide** than the rest of the word. Read each word on the cards with children. On another reading of the story, distribute the cards to children and have them hold up their card as their word is read.
-  Pages 14–15 of the book feature 10 riddles with answers that require a word ending in **-ide**. Read each riddle aloud and have children volunteer answers.
-  Read aloud the cheer on page 16 several times, with lots of energy. Invite children to join you in reciting the cheer when they feel ready (you might even choose a “cheerleader”).

Other words in the **-ide** family:

chide	decide
guide	divide
snide	fireside
tide	landslide
aside	provide
bedside	reside
collide	roadside
confide	subside

-ide



What can you do when the snow falls outside
and covers up everything, far and wide?
Put on your mittens and explore a winter
wonderland in the pages of this story.

WORD FAMILY TALES™ are humorous read-aloud stories created to build early phonics skills by teaching children to recognize “families” of words that share the same spelling pattern. This key reading strategy helps kids decode new words with ease—and become stronger readers, writers, and spellers. Set learners on the path to literacy success with these rib-tickling tales—one for each of the top 25 word families!

ISBN-13: 978-0-439-26272-9

ISBN-10: 0-439-26272-0



PRICE: U.S. \$ 2.95