



-ell

Please Don't Tell About Mom's Bell

by Samantha Berger
Illustrated by Rick Brown



For the sweet Kama E.,
who's doing so well it makes me kvell



No part of this publication may be reproduced in whole or in part or stored in a retrieval system, or transmitted in any form or by any means, electronic, mechanical, photocopying, recording, or otherwise, without written permission of the publisher. For information regarding permission, write to Scholastic Inc., 557 Broadway, New York, NY 10012.

SCHOLASTIC and WORD FAMILY TALES
and associated designs are trademarks of Scholastic Inc.

Illustrated by Rick Brown.

Produced by Brown Publishing Network.

ISBN: 0-439-26258-5

Copyright © 2002 by Scholastic Inc.

All rights reserved. Printed in China.





I have a secret, please don't tell!
I cannot find Mom's silver bell!



I looked EVERYWHERE for that pretty bell.
I looked very, very, VERY well.



But I cannot find Mom's silver bell.



I looked on the floor in case it fell.
I looked inside my turtle's shell!



But I cannot find Mom's silver bell.



I even looked where my cat likes to dwell...



but I just can't find Mom's silver bell.
Please, oh please, pretty please, don't tell!



Mom really, really, loves that bell.
She always says, "Be careful, Nell."



Oh where, oh where, is that silver bell?



Oh no! That's Mom now! I can tell!



“Hi there, honey.
How’s my Nell?”





“Look what I have—my silver bell!
I got it fixed because it fell.
It’s as good as new. You can’t even tell!”



All this time she had the bell!
Wow, this story turned out swell!

-ell Word Family Riddles

Listen to the riddle sentences. Add the right letter or letters to the -ell sound to finish each one.

1 “Ring-a-ling!” is the sound of the school ___ell.

2 I needed a bandage on my knee,
because I ___ell.

3 My turtle is peeking his head out of his ___ell.

4 My nose is the part that helps me to ___ell.

5 In the library you should be quiet.
You should not ___ell.





- 6 When I had the flu, I did not feel ___ell.
- 7 N-E-L-L is the way you ___ell Nell!
- 8 Let's open a lemonade stand and ___ell lemonade.
- 9 We're having a surprise party for my dad.
Please don't ___ell!
- 10 Another way of saying great is ___ell.

Now make up some new riddle sentences using -ell

-ell Cheer

Give a great holler, a cheer, a yell
For all of the words that we can spell
With an E, L, and L that make the sound **-ell**,
You'll find it in **bell** and **well** and **shell**.
Three little letters, that's all that we need
To make a whole family of words to read!










Make a list
of other **-ell**
words. Then
use them in
the cheer!

Reading Tips

-ell

Here are some quick and fun ways to use this story to help children learn the word family -ell.

-  Explain to children that you are going to read a story that has many words with the -ell sound, made by the letters E, L, and L. All these words belong to a group called a word family.
-  Ask children to find the -ell word ending at the top of the front cover. Review aloud with children the sound these three letters make. Can they find two words in the title with the -ell sound?
-  Flip over the book and read the story summary on the back cover. Ask children to point out the words they hear with the -ell sound. Explain that the story you are about to read includes many more words that end in -ell. Can they help you find them?
-  Read aloud the story once for pleasure and enjoy the whimsical illustrations. Then reread the book, emphasizing the -ell word ending in the appropriate words. Ask children to listen closely and identify all the words that end in -ell (they might raise their hand or clap when they hear one, or you might choose a volunteer to point to the word on the page). As they do so, make a list on chart paper of all the -ell words.
-  Write each of the words from your list on an unlined index card. Use a different color for -ell than the rest of the word. Read each word on the cards with children. On another reading of the story, distribute the cards to children and have them hold up their card as their word is read.
-  Pages 14-15 of the book feature 10 riddles with answers that require a word ending in -ell. Read each riddle aloud and have children volunteer answers.
-  Read aloud the cheer on page 16 several times, with lots of energy and enthusiasm. Invite children to join you in reciting the cheer when they feel ready (you might even choose a "cheerleader").

Other words in the -ell family:

cell	farewell
fell	inkwell
sell	misspell
spell	nutshell
smell	retell
yell	schoolbell
doorbell	unwell
eggshell	show-and-tell

-ell

Poor Nell! Please don't tell:

She lost her mother's silver bell!

Will she ever find it? Learn how luck and good intentions come together in this sweet, funny tale.



WORD FAMILY TALES™

are humorous read-aloud stories created to build early phonics skills by teaching children to recognize “families” of words that share the same spelling pattern. This key reading strategy helps kids decode new words with ease—and become stronger readers, writers, and spellers. Set learners on the path to literacy success with these rib-tickling tales—one for each of the top 25 word families!

ISBN-13: 978-0-439-26258-3

ISBN-10: 0-439-26258-5



PRICE : U.S. \$2.95