

WORD FAMILY TALES™



-ill



Jumping Jill Went Down the Hill

by Maria Fleming

Illustrated by Bari Weissman





No part of this publication may be reproduced in whole or in part or stored in a retrieval system, or transmitted in any form or by any means, electronic, mechanical, photocopying, recording, or otherwise, without written permission of the publisher. For information regarding permission, write to Scholastic Inc., 557 Broadway, New York, NY 10012.

SCHOLASTIC and WORD FAMILY TALES and associated designs are trademarks of Scholastic Inc.

Illustrated by Bari Weissman.

Produced by Brown Publishing Network.

ISBN: 0-439-26267-4

Copyright © 2002 by Scholastic Inc.

All rights reserved. Printed in China.





Once upon a time
there was a girl named Jill.
She lived inside a little house
that sat upon a hill.



One spring day, a package came.
It was addressed to Jill.



What could it be? A pogo stick
from dear ol' Uncle Bill!



Jill hopped right on that pogo stick.
It didn't take much skill.
She found that jumping up and down
gave her quite a thrill.



Jill jumped and jumped and jumped all day.
Her mother begged, "Sit still!"
But there was just no stopping
that jolly jumper, Jill.



Even as she ate her lunch,
up and down she hopped.
Jill jumped as she drank her milk,
and didn't spill a drop!



But then Jill got a funny look.
“I feel ill,” she said.
Jill hopped right off her pogo stick
and climbed right into bed.



Her mother called the doctor,
who came over right away.
He handed Jill a pill and said,
“You’ll feel better in a day.”



That little pill, it did the trick.
Jill felt better than before!



She hopped back on her pogo stick
and went jumping out the door.



Jill jumped down the front porch steps,
then jumped right down the hill.



And if you haven't seen her lately...





you can bet she's jumping still!

-ill

Word Family Riddles

Listen to the riddle sentences. Add the right letter or letters to the -ill sound to finish each one.

1

Riding on the roller coaster gives me
a ____ill.

2

In winter, we go sledding down a big ____ill.

3

Sam won't use the pogo stick,
but Jenna ____ill.

4

Put on a sweater, so you don't get a ____ill.

5

My favorite kind of pickle is ____ill.





- 6 Playing the piano takes a lot of ____ill.
- 7 Oh, no! Did the bottle of milk ____ill?
- 8 Mom told me to stop jumping and sit ____ill.
- 9 At the barbeque, we put hot dogs and hamburgers on the ____ill.
- 10 Ants live in an ____ill.

Now make up some new riddle sentences using -ill



-ill Cheer

Give a great holler, a cheer, a yell
For all of the words that we can spell
With an I, L, and L that make the sound -ill,
You'll find it in Jill and hill and thrill.
Three little letters, that's all that we need
To make a whole family of words to read!










Make a list
of other -ill
words. Then
use them in
the cheer!

Reading Tips

-ill

Here are some quick and fun ways to use this story to help children learn the word family -ill.

-  Explain to children that you are going to read a story that has many words with the -ill sound, made by the letters I, L, and L. All these words belong to a group called a word family.
-  Ask children to find the -ill word ending at the top of the front cover. Review aloud with children the sound these three letters make together. Can they find two words in the title with the -ill sound?
-  Flip over the book and read the story summary on the back cover. Ask children to point out the words they hear with the -ill sound. Explain that the story you are about to read includes many more words that end in -ill. Can they help you find them?
-  Read aloud the story once for pleasure and enjoy the whimsical illustrations. Then reread the book, emphasizing the -ill word ending in the appropriate words. Ask children to listen closely and identify all the words that end in -ill (they might raise their hand or clap when they hear one, or you might choose a volunteer to point to the word on the page). As they do so, make a list on chart paper of all the -ill words.
-  Write each of the words from your list on an unlined index card. Use a different color for -ill than the rest of the word. Read each word on the cards with children. On another reading of the story, distribute the cards to children and have them hold up their card as their word is read.
-  Pages 14–15 of the book feature 10 riddles with answers that require a word ending in -ill. Read each riddle aloud and have children volunteer answers.
-  Read aloud the cheer on page 16 several times, with lots of energy and enthusiasm. Invite children to join you in reciting the cheer when they feel ready (you might even choose a “cheerleader”).

Other words in the -ill family:

bill	mill
chill	shrill
dill	till
drill	trill
fill	will
frill	anthill
gill	refill
grill	windmill
kill	windowsill

-ill

Jill got a pogo stick from her Uncle **Bill**,
Now she's jumping, jumping—down the **hill**!
This bouncy tale shows how much fun it can
be to play all day!



WORD FAMILY TALES™

are humorous read-aloud stories created to build early phonics skills by teaching children to recognize “families” of words that share the same spelling pattern. This key reading strategy helps kids decode new words with ease—and become stronger readers, writers, and spellers. Set learners on the path to literacy success with these rib-tickling tales—one for each of the top 25 word families!

ISBN-13: 978-0-439-26267-5

ISBN-10: 0-439-26267-4



PRICE: U.S. \$2.95