

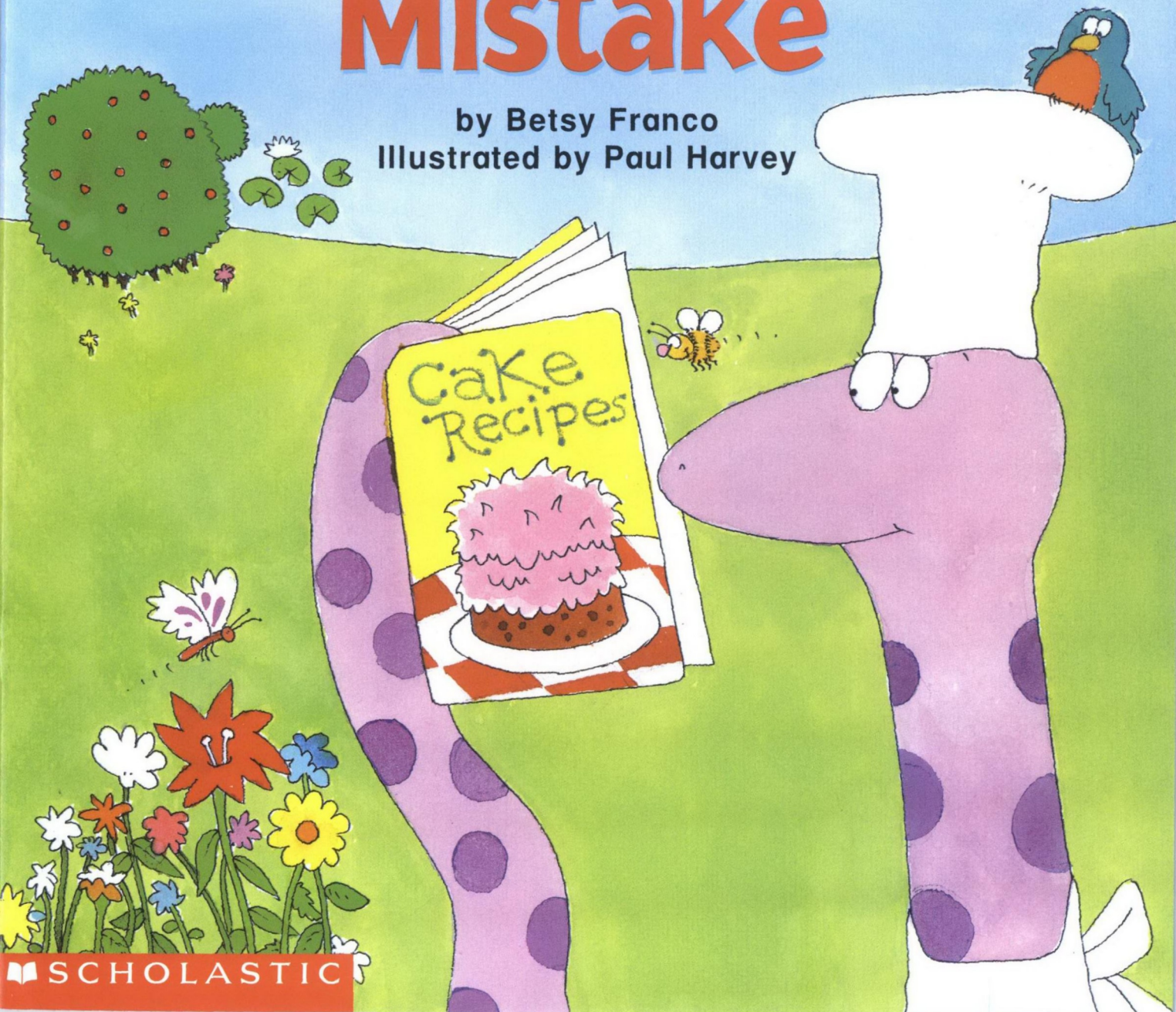
WORD FAMILY TALES™



-ake

Jake's Cake Mistake

by Betsy Franco
Illustrated by Paul Harvey



SCHOLASTIC

For my Bubby, Jessie,
who baked great cakes



No part of this publication may be reproduced in whole or in part or stored in a retrieval system, or transmitted in any form or by any means, electronic, mechanical, photocopying, recording, or otherwise, without written permission of the publisher. For information regarding permission, write to Scholastic Inc., 557 Broadway, New York, NY 10012.

SCHOLASTIC and WORD FAMILY TALES
and associated designs are trademarks of Scholastic Inc.

Illustrated by Paul Harvey.

Produced by Brown Publishing Network.

ISBN: 0-439-26265-8


Copyright © 2002 by Scholastic Inc.

All rights reserved. Printed in China.







Jake the Snake
lived at the lake.
One day he decided
to bake a cake.




But what kind of cake
did Jake want to make?
It had to be special
for his friends at the lake.



First he gathered up leaves
with a little rake,
then mushed in real mud—
it couldn't be fake!




“Froggie loves flies,”
thought Jake the Snake.
“And mouse will want berries
inside his cake!”




“I’ll add yummy beetles
for the duck and the drake,
and some wiggly worms
for my bird friend, Blake.”




“The fish will want water
straight from the lake.
And I’ll add gobs of honey
for bumblebee’s sake!”



He shook the whole mixture.
Shake, shake, shake!



And he topped it all off
with frilly snowflakes.
But then Jake the Snake
made a big mistake...



He dropped the cake—
for goodness' sake!



But he'd run out of time,
so he had to take
that very same cake
to his friends at the lake.



Now the super surprise
from Jake the Snake
was a big-gloppy-gooey
UPSIDE-DOWN cake!



But his friends all cheered,
"This is no mistake..."





We'll just stand on our heads,
and eat RIGHT-SIDE-UP cake!"



-ake Word Family Riddles

Listen to the riddle sentences. Add the right letter or letters to the -ake sound to finish each one.

1 For my birthday I would love a big chocolate
__ake.

2 The cake is in the oven, now I must wait
for it to __ake.

3 In the summer I like to swim down at
the __ake.

4 I helped pile the leaves on the lawn with
a __ake.





- 5 To drive to the city how long will it ___ake?
- 6 Her favorite dessert is a banana milk ___ake.
- 7 A tarantula is a spider. A cobra is a ___ake.
- 8 In December I saw the first snow ___ake.
- 9 When he saw the duck in the road,
he slammed on the ___ake.
- 10 The ground beneath us started to shake.
I thought it might be an _____ake!

Now make up some new riddle sentences using -ake



-ake Cheer

Give a great holler, a cheer, a yell

For all of the words that we can spell

With an A, K, and E that make the sound **-ake**,

You'll find it in **cake** and **rake** and **Jake**.

Three little letters, that's all that we need

To make a whole family of words to read!










Make a list
of other **-ake**
words. Then
use them in
the cheer!

Reading Tips

-ake

Here are some quick and fun ways to use this story to help children learn the word family -ake.

-  Explain to children that you are going to read a story that has many words with the -ake sound, made by the letters A, K, and E. All these words belong to a group called a word family.
-  Ask children to find the -ake word ending at the top of the front cover. Review aloud with children the sound these three letters make together. Can they find three words in the title with the -ake sound?
-  Flip over the book and read the story summary on the back cover. Ask children to point out the words they hear with the -ake sound. Explain that the story you are about to read includes many more words that end in -ake. Can they help you find them?
-  Read aloud the story once for pleasure and enjoy the whimsical illustrations. Then reread the book, emphasizing the ake word ending in the appropriate words. Ask children to listen closely and identify all the words that end in -ake (they might raise their hand or clap when they hear one, or you might choose a volunteer to point to the word on the page). As they do so, make a list on chart paper of all the -ake words.
-  Write each of the words from your list on an unlined index card. Use a different color for -ake than the rest of the word. Read each word on the cards with children. On another reading of the story, distribute the cards to children and have them hold up their card as their word is read.
-  Pages 14–15 of the book feature 10 riddles with answers that require a word ending in -ake. Read each riddle aloud and have children volunteer answers.
-  Read aloud the cheer on page 16 several times, with lots of energy. Invite children to join you in reciting the cheer when they feel ready (you might even choose a “cheerleader”).

Other words in the -ake family:

| | |
|------------|-------------|
| brake | fruitcake |
| quake | keepsake |
| stake | milkshake |
| wake | namesake |
| awake | pancake |
| cheesecake | remake |
| clambake | shortcake |
| cupcake | pat-a-cake |
| earthquake | rattlesnake |

-ake

**Jake the Snake has baked quite a cake
to share with his friends down at Drake Lake.
Find out what makes it so special
in this terrific tale!**



WORD FAMILY TALES™ are humorous read-aloud stories created to build early phonics skills by teaching children to recognize “families” of words that share the same spelling pattern. This key reading strategy helps kids decode new words with ease—and become stronger readers, writers, and spellers. Set learners on the path to literacy success with these rib-tickling tales—one for each of the top 25 word families!

ISBN-13: 978-0-439-26265-1
ISBN-10: 0-439-26265-8



PRICE: U.S. \$2.95