

-ank

Hank's Bank

by Maxwell Higgins
Illustrated by R.W. Alley





No part of this publication may be reproduced in whole or in part or stored in a retrieval system, or transmitted in any form or by any means, electronic, mechanical, photocopying, recording, or otherwise, without written permission of the publisher. For information regarding permission, write to Scholastic Inc., 557 Broadway, New York, NY 10012.

SCHOLASTIC and WORD FAMILY TALES and associated designs are trademarks of Scholastic Inc.

Illustrated by R.W. Alley.

Produced by Brown Publishing Network.

ISBN: 0-439-26271-2


Copyright © 2002 by Scholastic Inc.

All rights reserved. Printed in China.







This is Hank.
And this is Hank's bank.
Hank likes to shake and shake his bank
to hear the coins go clinkity-clank.



CLINKITY-CLANK! CLINKITY-CLANK!
Hank loves the sound of coins in his bank.



This is Hank's big brother, Frank.
Frank covers his ears
when Hank shakes his bank.
He can't stand to hear
all that clinkity-clank.




One day Frank decides to play a small prank.
He hides Hank's bank under a plank.



All afternoon, Hank looked for his bank.
When he couldn't find it, his heart just sank.




Frank feels bad when he sees Hank.
It wasn't very nice to hide his bank.




So Frank gives the plank a little yank,
and hands the bank right back to Hank.



"I'm awfully sorry," Frank tells Hank,
"But I was tired of all that clinkity-clank."




Then Hank gets an idea.
He runs off with his bank...




and comes home later
with a present for Frank.



Yippee! Frank has his very own bank!
And for that, he has his brother to thank.



Now Frank doesn't mind
when Hank shakes his bank—
Frank's too busy making
his own CLINKITY-CLANK!



CLINKITY-CLANK! CLINKITY-CLANK!
CLINKITY-CLANK-CLANK-CLANK!
Nothing sounds better
than coins in a bank!

-ank Word Family Riddles

Listen to the riddle sentences. Add the right letter or letters to the -ank sound to finish each one.

- 1 To save money, put your coins in a piggy ____ank.
- 2 The sound of the coins will go CLINKITY-____ank.
- 3 A playful trick is called a ____ank.
- 4 One piece of a wooden floor is called a ____ank.
- 5 If something is stuck, you might have to give it a ____ank.





- ★ 6 For this wonderful gift I have you to ____ank.
- ★ 7 The heavy stone did not float. It ____ank.
- ★ 8 In my new notebook all the pages are
____ank.
- ★ 9 To sharpen a pencil, you just turn the
hand ____ank.
- ★ 10 The goldfish swim in the glass fish ____ank.

Now make up some new riddle sentences using -ank



-ank Cheer

Give a great holler, a cheer, a yell

For all of the words that we can spell

With an A, N, and K that make the sound **-ank**,

You'll find it in **bank** and **plank** and **clank**.

Three little letters, that's all that we need

To make a whole family of words to read!



Make a list
of other **-ank**
words. Then
use them in
the cheer!

Reading Tips **-ank**

Here are some quick and fun ways to use this story to help children learn the word family -ank.

-  Explain to children that you are going to read a story that has many words with the -ank sound, made by the letters A, N, and K. All these words belong to a group called a word family.
-  Ask children to find the -ank word ending at the top of the front cover. Review aloud with children the sound these three letters make together. Can they find two words in the title with the -ank sound?
-  Flip over the book and read the story summary on the back cover. Ask children to point out the words they hear with the -ank sound. Explain that the story you are about to read includes many more words that end in -ank. Can they help you find them?
-  Read aloud the story once for pleasure and enjoy the whimsical illustrations. Then reread the book, emphasizing the -ank word ending in the appropriate words. Ask children to listen closely and identify all the words that end in -ank (they might raise their hand or clap when they hear one, or you might choose a volunteer to point to the word on the page). As they do so, make a list on chart paper of all the -ank words.
-  Write each of the words from your list on an unlined index card. Use a different color for -ank than the rest of the word. Read each word on the cards with children. On another reading of the story, distribute the cards to children and have them hold up their card as their word is read.
-  Pages 14–15 of the book feature 10 riddles with answers that require a word ending in -ank. Read each riddle aloud and have children volunteer answers.
-  Read aloud the cheer on page 16 several times, with lots of energy and enthusiasm. Invite children to join you in reciting the cheer when they feel ready (you might even choose a “cheerleader”).

Other words in the -ank family:

blank	rank
crank	shrank
dank	spank
drank	tank



-ank

Hank just loves to shake his bank—

clinkity, clinkity, clinkity-clank!

But his brother Frank doesn't like it too much.

**Find out how they work it out
in this wonderfully noisy tale.**



WORD FAMILY TALES™

are humorous read-aloud stories created to build early phonics skills by teaching children to recognize “families” of words that share the same spelling pattern. This key reading strategy helps kids decode new words with ease—and become stronger readers, writers, and spellers. Set learners on the path to literacy success with these rib-tickling tales—one for each of the top 25 word families!

ISBN-13: 978-0-439-26271-2

ISBN-10: 0-439-26271-2



PRICE: U.S. \$2.95