



**-ap**

# A Nap for Zap

by Kama Einhorn  
Illustrated by Cynthia Jabar



For two little bright lights, Nate and Lissa,  
who will always have lots of things to do and places to be



---

No part of this publication may be reproduced in whole or in part or stored in a retrieval system, or transmitted in any form or by any means, electronic, mechanical, photocopying, recording, or otherwise, without written permission of the publisher. For information regarding permission, write to Scholastic Inc., 557 Broadway, New York, NY 10012.

SCHOLASTIC and WORD FAMILY TALES  
and associated designs are trademarks of Scholastic Inc.

Illustrated by Cynthia Jabar.

Produced by Brown Publishing Network.


ISBN: 0-439-26269-0

Copyright © 2002 by Scholastic Inc.

All rights reserved. Printed in China.








There once was a firefly  
whose name was Zap  
and he never wanted to take his nap.






His father said, "Come sit on my lap.  
Put out your light. Take your nap, little Zap!"






“Not now, Pap!” replied little Zap.  
“I’ve got lots of plans! Flap, flap, flap.”





"First I'll visit the owl.  
Yap, yap, yap."





“Then I’ll build a boat.  
Tap, tap, tap.”





“Then I’ll paint a house.  
Slap, slap, slap.”





"Then I'll make some music. Snap, snap, snap.  
Then I'll put on a show. Clap, clap, clap."






"Then I'll balance  
on a bottlecap."





“Then I’ll cut paper dolls  
from old gift wrap.”





"Then I'll eat a giant gingersnap."





“Then I’ll fly to London in my baseball cap—  
I’ll be sure to bring my map!”






“Then I’ll...”

But something happened to little Zap.  
He fell sound asleep in his Pap’s lap.







"Sleep tight, tiny chap,"  
whispered Zap's happy Pap.



**-ap**

# Word Family Riddles

Listen to the riddle sentences. Add the right letter or letters to the -ap sound to finish each one.

- ★ 1 On sunny days I put on my baseball \_\_\_\_ap.
- ★ 2 When the show is over we cheer and \_\_\_\_ap.
- ★ 3 To find my way I look at a \_\_\_\_ap.
- ★ 4 If you are tired you should take a \_\_\_\_ap.
- ★ 5 To catch a mouse you can set a \_\_\_\_ap.







- 6 The cat jumped up and sat on my \_\_\_ap.
- 7 This year my dance teacher will teach us \_\_\_ap.
- 8 My new coat has three zippers, two buttons, and one \_\_\_ap.
- 9 To fly, birds make their wings \_\_\_ap.
- 10 I know a girl who calls her dad a \_\_\_ap.

Now make up some new riddle sentences using -ap



# -ap Cheer

Give a great holler, a cheer, a yell

For all of the words that we can spell

With an A and a P that make the sound -ap,

You'll find it in cap and map and nap.

Two little letters, that's all that we need

To make a whole family of words to read!










Make a list  
of other -ap  
words. Then  
use them in  
the cheer!



# Reading Tips

## -ap

**Here are some quick and fun ways to use this story to help children learn the word family -ap.**

-  Explain to children that you are going to read a story that has many words with the -ap sound, made by the letters A and P. All these words belong to a group called a word family.
-  Ask children to find the -ap word ending at the top of the front cover. Review aloud with children the sound these two letters make together. Can they find two words in the title with the -ap sound?
-  Flip over the book and read the story summary on the back cover. Ask children to point out the words they hear with the -ap sound. Explain that the story you are about to read includes many more words that end in -ap. Can they help you find them?
-  Read aloud the story once for pleasure and enjoy the whimsical illustrations. Then reread the book, emphasizing the -ap word ending in the appropriate words. Ask children to listen closely and identify all the words that end in -ap (they might raise their hand or clap when they hear one, or you might choose a volunteer to point to the word on the page). As they do so, make a list on chart paper of all the -ap words.
-  Write each of the words from your list on an unlined index card. Use a different color for -ap than the rest of the word. Read each word on the cards with children. On another reading of the story, distribute the cards to children and have them hold up their card as their word is read.
-  Pages 14–15 of the book feature 10 riddles with answers that require a word ending in -ap. Read each riddle aloud and have children volunteer answers.
-  Read aloud the cheer on page 16 several times, with lots of energy and enthusiasm. Invite children to join you in reciting the cheer when they feel ready (you might even choose a “cheerleader”).

### Other words in the -ap family:

|          |           |
|----------|-----------|
| gap      | catnap    |
| map      | hubcap    |
| rap      | kidnap    |
| sap      | kneecap   |
| scrap    | mousetrap |
| strap    | unwrap    |
| trap     | handicap  |
| backslap | overlap   |
| burlap   |           |



# -ap

**Zap the firefly won't take his nap!**

**He'd rather flap and snap and clap.**

**Will this imaginative little guy  
ever go to sleep? Read this  
rollicking tale to find out.**



---

## WORD FAMILY TALES™

are humorous read-aloud stories created to build early phonics skills by teaching children to recognize “families” of words that share the same spelling pattern. This key reading strategy helps kids decode new words with ease—and become stronger readers, writers, and spellers. Set learners on the path to literacy success with these rib-tickling tales—one for each of the top 25 word families!

---

ISBN-13: 978-0-439-26269-9

ISBN-10: 0-439-26269-0



PRICE: U.S. \$2.95