

Gabby Pritchard Margaret Whitfield

Oxford Discover

Foundation

Student Book



OXFORD



Gabby Pritchard Margaret Whitfield

Oxford Discover

Foundation

Student Book



OXFORD
UNIVERSITY PRESS

Scope and Sequence

| UNIT AND BIG QUESTION | VOCABULARY | STRUCTURES | VALUE AND FUNCTIONAL LANGUAGE | CLIL | SHOW AND TELL PROJECT |
|--|---|---|--|---|---|
| Hello Page 6 What can you say? | May, Sam, Anna, Mom, Dad, Bird teacher, friend, kid, arm <i>colors, toys, animals, nature, shapes, body, actions, numbers 1–10</i> | <i>Who's he/she? He's (Sam)./She's (May). I'm (Mom). This is (Dad). How many (balls) do you see? I see (4) (balls). What's this? It's a (crayon). (Birds) can (fly). The (eyes) are (stars). The (mouth) is (a triangle).</i> | Greetings Hello! Bye! | | Making Shape Kids |
| 1 Page 14 How do we make pictures? | pen, brush, eraser, paper, glitter, paint, feathers, black, white, gray, brown, fox, hedgehog, idea, team, next, turn | It's a (blue) (pen)./It's (an) (eraser). It's his/her (turn). This picture uses (red) (paint). | Being polite Please pass the (red) (pen). Here you are. Thank you. | Art Picture-making techniques | Making a quilt from decorated paper squares |
| 2 Page 24 What can you do in the park? | climb, catch, build, walk, run, kick, under, skip, quickly, slowly, great job, monkey bars, rectangle, sandpit | I can/can't (climb). Can you (climb)? Can he/she (kick)? Yes, he/she can. No, he/she can't. He/she can't (kick). | Lining up Line up. Wait your turn. That's better. | Math Shape recognition | Creating and performing an exercise routine |
| 3 Page 34 Who makes you happy? | happy, sad, tired, lively, hungry, thirsty, grandma, grandpa, surprise, honey cake, Happy Birthday, tiger, penguin, dolphin | I'm/He's/She's (happy). How do you feel today? We're (hungry). They're (here). These are (tigers). (The mom) looks after (the baby). I love my (mom). (She) looks after me. | Being careful Be careful. I'm really sorry. It's alright. It's an accident. | Science Animal families | Making family pictures |
| Revision story 1 The Puppet Page 44 | puppet, fairy, talk, lie, good, bad, house | | Telling the truth I'm sorry. | | |

Fifi



Benny



Prickly



| UNIT AND BIG QUESTION | VOCABULARY | STRUCTURES | VALUE AND FUNCTIONAL LANGUAGE | CLIL | SHOW AND TELL PROJECT |
|---|---|---|--|--|---|
| <p>4 Page 46</p> <p>What happens when it's windy?</p> | <p>sunny, rainy, windy, snowy, hot, cold, boots, cloudy, wet, warm, dry, pool, weather, Monday, Tuesday, Wednesday, Thursday, Friday, Saturday, Sunday</p> | <p>What's the weather like today? It's (sunny). I'm (wet). I'm not (wet). What day is it? It's (Tuesday).</p> | <p>Respecting elders Good job! We can go outside now.</p> | <p>Math, Science Understanding information in a table</p> | <p>Making a <i>Sunny Balloon</i></p> |
| <p>5 Page 56</p> <p>What's in your house?</p> | <p>kitchen, living room, bedroom, bathroom, yard, balcony, bath, bed, sofa, duck, Numbers 11–15, window, toys, clothes, drawers, garbage can, clean, neat</p> | <p>Who's in the (kitchen)? (Sara)'s in the (kitchen). Where's (my duck)? in, on, under It's next to/behind/above the (sofa). Number fourteen is (above) the door.</p> | <p>Helping at home Let's put the (clothes) in the (drawers). Now it's clean and neat. Good job!</p> | <p>Math Counting and sequencing numbers to 15</p> | <p>Making a model of a living room and its furniture</p> |
| <p>6 Page 66</p> <p>What happens in the garden?</p> | <p>dig, plant, water, pick, wash, eat, grow, cook, make, hole, stir, soup, potatoes, beans, lettuce, pumpkins, peas, bee, live, get, queen, worker, food, taste, fruit, vegetables, hopscotch</p> | <p>What are you doing? I'm (digging). We're (making soup). There is (1 queen bee). There are lots of (worker bees).</p> | <p>Eating healthily Try one. Vegetables are good for you.</p> | <p>Science Honey bees</p> | <p>Growing beans</p> |
| <p>Revision story 2 The Enormous Carrot Page 76</p> | <p>enormous, farmer, wife, every, little, pull (it up), everyone</p> | | <p>Working together, Offering politely Would you like some carrot soup? Yes, please.</p> | | |
| <p>7 Page 78</p> <p>What do farm animals do?</p> | <p>cow, horse, sheep, goat, donkey, chicken, farm, grass, frog, drink, eat, say, funny, cute, water, fat Numbers 16–20</p> | <p>He/She has (a) chicken(s). They have (15 cows). What does a (goat) do? It (drinks water). What do the animals do? The horses (eat) (grass). One more cow.</p> | <p>Respecting nature Don't litter. It's bad for (the ducks). Oh! I'm really sorry</p> | <p>Math Counting and sequencing numbers to 20 Adding one more to a number</p> | <p>Making a model farm and <i>Clothes Peg Animals</i></p> |

| UNIT AND BIG QUESTION | VOCABULARY | STRUCTURES | VALUE AND FUNCTIONAL LANGUAGE | CLIL | SHOW AND TELL PROJECT |
|---|---|---|--|--|--|
| 8 What do you wear when it's hot? Page 88 | T-shirt, skirt, pants, shorts, sandals, jacket, sweater, dirty, washing machine, milkshake, socks, scarf, spring, summer, fall, winter | I'm wearing (a green jacket). He's/She's wearing (a scarf). What do you wear in the spring? Push the button. | Keeping clean You need to wear an apron. You need to keep clean. | Science, Social science Clothing for different seasons and weather | Making paper clothes for a <i>Seasons Poster</i> |
| 9 What do our senses tell us? Page 98 | see, feel, smell, taste, hear, fingers, body, family, loud, beautiful, stick, delicious, hot, great, soft, hard, quiet, smelly, sweet, bad music, clock, shaker, coconuts | How does it feel/ look/smell/sound? It (feels) soft. It's hard. What does it sound like? This music sounds like (a train). | Listening to others I can't hear you. We need to listen to others. | Music Listening to and creating everyday sounds in music | Making a <i>Senses Experiment</i> area |
| Revision story 3 The Gray Baby Duck Page 108 | swan, ugly, lay eggs, come back, pond, fly | He's good at swimming. | Complimenting You're beautiful. You're beautiful, too. | | |
| 10 What's in your neighborhood? Page 110 | swimming pool, zoo, library, supermarket, coffee shop, park, ice cream shop, doctor, hurting, stay, waterslide Numbers 20–29, street, sign, clock | Do you want to go to the (zoo)? Yes, I do./No, I don't. I want to go to (the doctor). Which number is on a (bus)? I think number (21) is on a (door). | Being safe on the street: Look, it's green/red. Stop and wait. It's safe to cross now. | Math, Social Studies Exploring numbers in your neighborhood | Making your own neighborhood |
| 11 How do you have fun? Page 120 | dance, run, jump rope, roller skate, ride a bike, ride a scooter, zooming, try, help me, look out, basketball, soccer, table tennis, hit, paddle, net | Are you (riding) scooters? Yes, we are./No, we aren't. We're (riding) bikes. I love (flying) my kite. I don't like (flying). He's/She's playing (catch). He's/She's good at (catching). I'm good at (catching). It's my favorite sport. | Taking turns: Can I have a turn, please? Just a minute, I want to finish this. It's your turn now. | Physical Education Ball games | Making a <i>Favorite Sports</i> graph |

| UNIT AND BIG QUESTION | VOCABULARY | STRUCTURES | VALUE AND FUNCTIONAL LANGUAGE | CLIL | SHOW AND TELL PROJECT |
|---|---|--|---|---|--|
| 12 Which animals live in the wild? Page 130 | elephant, giraffe, crocodile, monkey, lion, parrot, wild, tail, teeth, neck, deer, sparkling, sharp, scary, long, scared, wavy, rat, bat Numbers 30–100, centimeter, meter | Do they have (big) teeth? Yes, they do./No, they don't. We (don't) have (scary) (eyes). They're (taller) than me. They have (long) (legs). This monkey is (50)cm tall. It's taller/shorter than the (deer). | Respecting nature Look, but don't touch. | Math, Science Using numbers 30–100 to talk about the height of wild animals | Making animal masks |
| Revision story 4 Mouse Deer and Crocodile Page 140 | river, race, win, king, know, trick, fruit | I'm too small (for lunch). | Being smart Thank you for helping me. | | |
| 13 How do we make music? Page 142 | flute, piano, drums, tambourine, shaker, guitar, fast, quietly, shout, louder, quieter, slower, faster, trumpet, violin | He/She likes to play the (piano). I like to play (fast) (music). Listen to the (trumpet). The music gets (louder). | Including others What's wrong with (James)? Maybe he's lonely. Come and play with us. | Music Playing musical instruments | Making shakers |
| 14 When do we change our clothes? Page 152 | tracksuit, sneakers, jeans, shirt, pajamas, slippers, blanket, take off, swap, morning, night, hanging, ballet shoe, costume, cape, superhero, pirate, tiara, fairytale, eye patch, wand, scarf, princess | Is he wearing (blue jeans)? Yes, he is./No, he isn't. Is he putting on his (pajamas)? My pajamas are too big/small. He's/She's (putting on) his/her (jeans). This is (Max's) favorite costume. Whose (hat) is this? It's Eliot's. | Helping at home Put your (clothes) away. Then you can find (them). | Language Arts Costumes from books | Dressing up as your favorite story character |
| Revision story 5 Little Lukie Page 162 | noise, gorgeous, another, butter, sweet, perfect, bite, breakfast, lunch, dinner, snack | I'm the coolest cat! | Being brave Don't eat me (for lunch). | | |





1 2



9 10




2 3



4 3



7 8






5 6

Read

What's this?



Sing





Explore

1



2




3



Show



Show and Tell



Hello Lesson 8 - Project 1 Choose shapes. 2 Glue and decorate to make a Shape Kid. 3 Show and tell.

Vocabulary: kid, arms, legs, eyes, ears, mouth, nose

Structure: This is my friend. He's/She's a (circle) kid. The (eyes) are (circles). The (mouth) is (a square).

How do we make pictures?






Read

What A Mess!



Sing



Listen



Follow



Unit 1 Lesson 6 1  [1.17] Listen and follow. Listen and repeat. 2 Say and act out. 3  [1.18] Listen and chant.

Value: Being polite
Structure: Please pass the (yellow) (pen). Here you are.

Explore

1



2




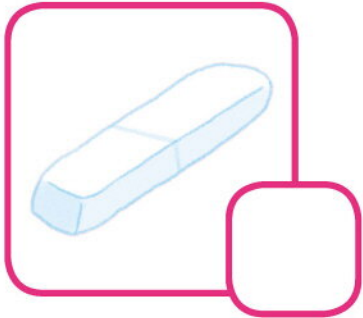

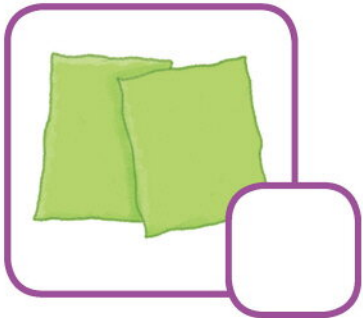

3



Think



Show



Show and Tell




What can you do in the park?






Read


Playing With Prickly



Sing



Listen



Follow

Our Class



Unit 2 Lesson 6 1 [1.28] Listen and follow. Listen and repeat. 2 Say and act out. 3 [1.29] Listen and chant.

Value: Lining up
Structure: Stop. Line up. Wait your turn. That's better.

Explore

1





2




3



Think



Show




Show and Tell



Who makes you happy?





Read

Benny's Big Surprise

1



2



3



4



Sing



Listen



A a




B b



C c



D d



E e




F f



G g



H h



I i



J j



K k



L l



M m



N n



O o



P p



Q q



R r



S s




T t



U u



V v



W w



X x





Y y



Z z

Follow



Unit 3 Lesson 6 1  [1.40] Listen and follow. Listen and repeat. 2 Say and act out. 3  [1.41] Listen and chant.

Value: Being careful
Structure: Be careful. I'm really sorry. It's alright. It's an accident.

Explore

1






2





3



Think



Show



Show and Tell



The Puppet





What happens when it's windy?




Play



sunny



rainy



windy



What's the weather like today?

It's rainy.



snowy



hot



cold



Read

It's Rainy

1



It's cloudy and rainy today!
I have new blue boots.
I'm not wet.

2



Stop it, Benny! Now I'm wet.

I'm wet and cold.

3



It's warm in here.
Would you like some water?

Yes, please.

4



It's windy!



5



Now I'm wet!

I'm warm and dry.

Sing



Listen



Follow

Where's my hat?
It isn't here.

Here it is, Grandma.

Thank you! Good job!
We can go outside now.



Explore


Sunday



Monday



Tuesday



Wednesday



Thursday



Friday



Saturday



1



2



3



Think



Show



Show and Tell



What's in your house?





bedroom



kitchen




living room



bathroom



yard



balcony

Read

Bath Time



Sing



Listen



Follow

Let's put the toys in the drawers.

And put the litter in the garbage can.


Now it's clean and neat.

Good job!



Explore

1



Number eleven is above the door.

2



Number twelve is above the door.

3



Number thirteen is on the door.

4



Number fourteen is above the door.

5

15



Number fifteen is next to the door.

Think



10 12



13 15





11 14



14 15



Show



Who's in the living room?

Tom's in the living room.



Show and Tell



This is our living room.

The blue sofa is ...



What happens in the garden?





digging



planting



watering



What are you doing?

... digging a hole.



I'm ...



picking



washing



eating



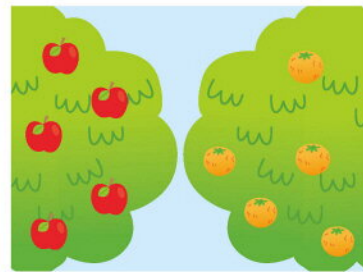


Read

We're Growing Pumpkins



Sing



Listen



Follow

I like apples, but I don't like carrots.

Try one!

It's okay.

Fruit and vegetables are good for you!



Explore

1



Bees live in a hive. They make honey.

2



There's 1 queen bee. She's big.
There are lots of worker bees. They're small.

3



The worker bees get food from flowers.
Bees like yellow, blue, and purple flowers.

Think



2 3 4 5



7 8 9 10



3 4 5 6



1 2 3 4




5 6 7 8



Show

1



2



3



4



5



6



What are you doing? Planting?

No!

Digging?

Yes, we're digging!

Show and Tell



We're watering the beans.

Beans are good for you!



The Enormous Carrot



1 It's a sunny day. Farmer Tom and his wife are in the garden.



2 Hot or cold, sunny or snowy ... every day Farmer Tom talks to his seeds.



3 Monday, Tuesday, Wednesday ... Farmer Tom talks to his plants.



4 One plant grows very big.



5 It's Saturday. Farmer Tom pulls the carrot.



6 Everyone helps pull the carrot.



7 The carrot pops out.



8 Now everyone eats soup.

What do farm animals do?





Cluck-cluck!

He has chickens.



cow



donkey




horse



goat



chicken



sheep

Read

What Does A Goat Do?

1

Look! He has goats.

Look at the baby goat. It's funny!

2

What does a goat do?

It drinks water.

Ha ha! And it eats!

3

Yes, and it swims ... and it says Quack.

Oh, look! A duck drinks water, too!

4

Ahhh. Look at the baby duck. It's so cute!

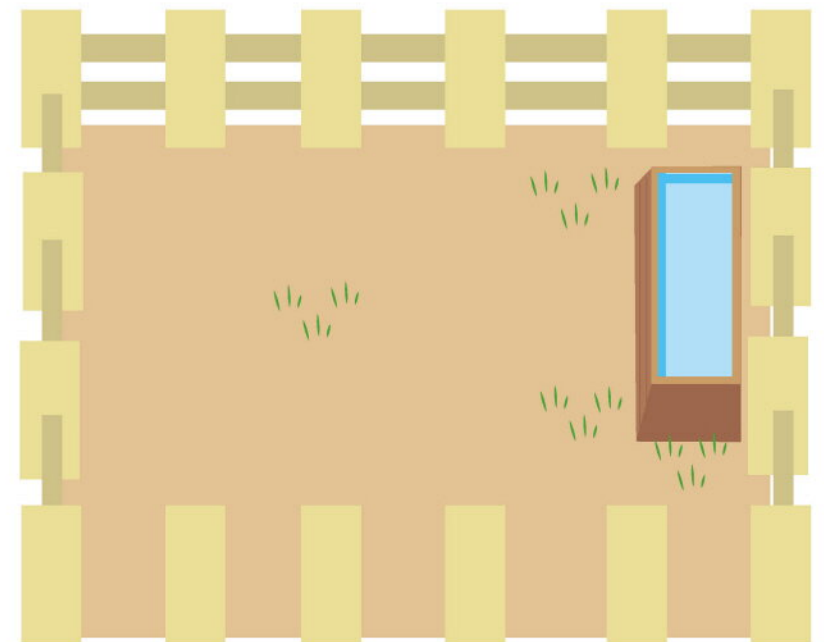



Be careful, Prickly!

5

Ouch. My nose!

QUAAACK!

Sing



Listen



Follow

Don't litter. It's bad for the ducks.

Oh! I'm really sorry.



Explore




1



This is Ellen and Nick. They're farmers.

2



They have 15 black and white cows.
They have 1 brown and white cow.

3







They have 17 brown chickens and 1 white chicken.

4









They have 19 white sheep and 1 black sheep.

Think



Show



What does a donkey do?

It runs.

It runs and eats carrots.

It runs and eats carrots and says HEE-HAW!

Show and Tell

We have horses, cows, and goats on our farm!

The cows and horses eat grass.



What do you wear when it's hot?



Play



jacket



skirt



T-shirt

Look! I'm wearing a green jacket.



pants



shorts



sandals



Read

The Dirty Sweater

1

Look, I'm wearing my new sweater ...

Stop!

2

... and new pants

Oh, no!

I'm sorry!

3

It's Okay. But I'm cold!

Look at your dirty sweater.

Look at your dirty pants.

4

Put your clothes in the washing machine.

Push the button.

5


Now, I'm wearing a clean sweater.

And clean pants.

Benny ... here's a new milkshake!

Thank you, Prickly.

Sing



Listen



Follow

You need to keep clean!
You need to wear an apron.



Thank you!



Explore

1



It's **spring**. It's sunny and rainy.
He's wearing a jacket and boots.

2



It's **summer**. It's sunny and hot.
He's wearing a T-shirt and shorts.

3



It's **fall**. It's windy and cold.
She's wearing a jacket and a hat.

4





It's **winter**. It's snowy and cold.
She's wearing a hat and a scarf.

Think



Show



I'm wearing shorts ...



Show and Tell



It's fall. She's wearing a red sweater, purple pants, and shoes.



It's winter. It's cold. He's wearing a blue hat, blue mittens, and a jacket.



What do our senses tell us?



How does it taste?

It tastes good!



smell



sound



taste



feel



look


Read

How Does It Taste?

1




2



3



4



Sing



How does a  feel?



soft



hard



How does  smell?



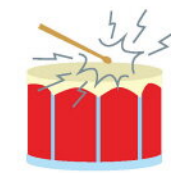
good



bad



How does a  sound?



loud



quiet



Listen



Follow

I can't hear you.

Be quiet, please!

We need to listen to others.

Yes, we do. Sorry.



Explore

1




This music sounds like a train.
Is it loud or quiet?

2




This music sounds like a bird.
Is it fast or slow?

3



This music sounds like rain.
Is it loud or quiet?

4




This music sounds like a bee.
Is it fast or slow?

Think



Show



How does it feel?

It's soft.

Is it the teddy bear?



Show and Tell

How does it taste?

It's delicious!

How does it feel?

It's soft!

taste

smell

feel

sound

look



The Gray Baby Duck



I have five eggs.

1 It's summer. Mommy Duck sits on her nest.




One at a time ...

He looks so ugly!


But he's good at swimming.

2 Now she has five babies. Four are yellow, but one is gray.



My brothers and sisters don't like me.

3 The gray baby duck is big and ugly. He's very sad.



A duck! Yum, I like duck eggs.

I can't lay eggs!

4 He swims to a house. There's a woman, a cat, and a chicken.




They look so beautiful!

5 It's fall. He swims to a pond. He sees some swans.



I don't have a family.

6 Now it's winter. It's snowy. He's cold and sad.



Hello, swans! You're beautiful.

You're beautiful, too.

7 In the spring, the swans come back.



I can swim and fly with the swans.

They are my family.

8 He looks in the water. He's a swan! He's very happy.



Play



zoo



coffee shop



park

Do you want to go to the zoo?


Yes, I do.



library



supermarket



swimming pool



Read

It's Hot!

1

It's hot today.

Yes. I'm very hot.

Do you want to go somewhere?

2

Yes, I do! I want to go to the ice cream shop.

I want to go to the lake!

3

Ice cream shop!

Lake!

Stop! I want to go to the doctor.

4

Why?

Because you're hurting my ears!

We're sorry, Fifi.

5

Okay.

I have an idea.

6

That's better. I want to stay here!

Sing



I want to go




swim



splash and shake


I want to go to the swimming pool.




I want to go to the lake.





I want to go to the ice cream shop.



I want to go to the water slide.



Listen



Follow

Look. It's red.

Stop and wait.

Look. It's green.

It's safe to cross now. Let's go.

Red means stop,
Green means go.
Go means walk,
But keep it slow.

Safe, safe, safe.
We stay safe,
On the street.



Explore

20

21

22

23

24

25

26

27

28

29

You can see lots of numbers in our neighborhood.
Which number is ...


on a bus?

on a boat?

on a clock?

in a supermarket?

on a street sign?



Think



boat



bus



clock



sign



door



train



Show

zoo library coffee shop park



Do you want to go to the park?

Yes, I do. Look!



Show and Tell



Look at our neighborhood.
This is a supermarket.



Here's our school.
It's next to the library.



How do you have fun?





running



riding a bike



jumping rope

Are you riding scooters?

No, we aren't. We're riding bikes.



dancing



riding a scooter



roller skating



Read

I Love Going Fast!



Sing



go out to play



flying kites



windy

love bike ~~kite~~ dancing

I love flying my kite .



I love riding my _____ .







I _____ going fast.



I love _____ .



Listen



Follow

Can I have a turn, please?

Just a minute, I want to finish this.

Here you are. It's your turn now.


Thank you.

Go ahead,
Take your turn.
I can watch.
I can learn,
While I wait,
For my turn.



Explore

1



She's playing catch. She's good at catching.

2



She's playing basketball.
She's good at throwing the ball in the net.

3



He's playing soccer. He's good at kicking the ball.

4



He's playing table tennis.
He's good at hitting the ball with the paddle.

Think



Basketball

Soccer

Table Tennis



S



ball



net



Show



She's

jumping rope.
dancing.



He's

riding a bike.
riding a scooter.



He's

running.
flying a kite.



She's

roller skating.
running.



He's

riding a scooter.
riding a bike.




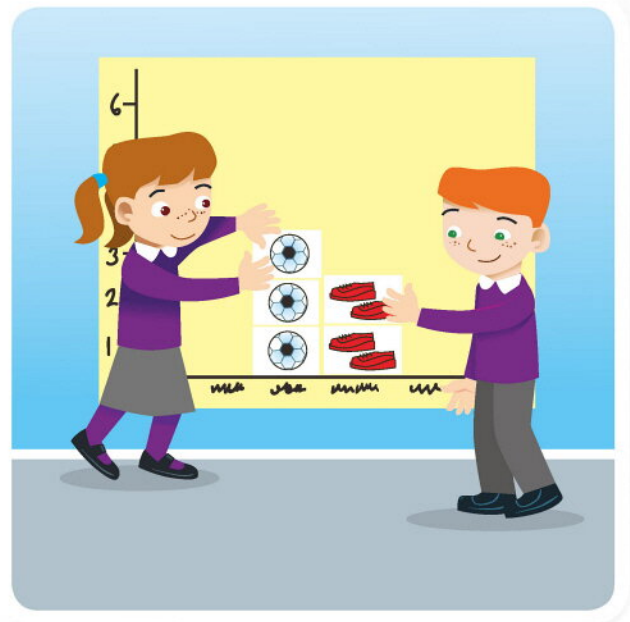
She's

dancing.
jumping rope.





Show and Tell

6 children love riding their scooters. It's my favorite sport, too.



Which animals live in the wild?






elephants





giraffes




crocodiles

Do they have big teeth?

Yes, they do!



monkeys



lions



parrots



Read

Scary Wild Animals

1

Help! There are some wild animals in the forest.

2

Do they have sharp teeth?

Yes, they do.

3

Do they have scary eyes?

Yes, they do and they have long legs.

4

Listen! Here they come!

Run!

5

They're deer!
They aren't scary.

Well, they're taller than me!

6

We don't have scary eyes and sharp teeth.

We have beautiful eyes and sparkling teeth.

Okay! You aren't scary now.

Sing



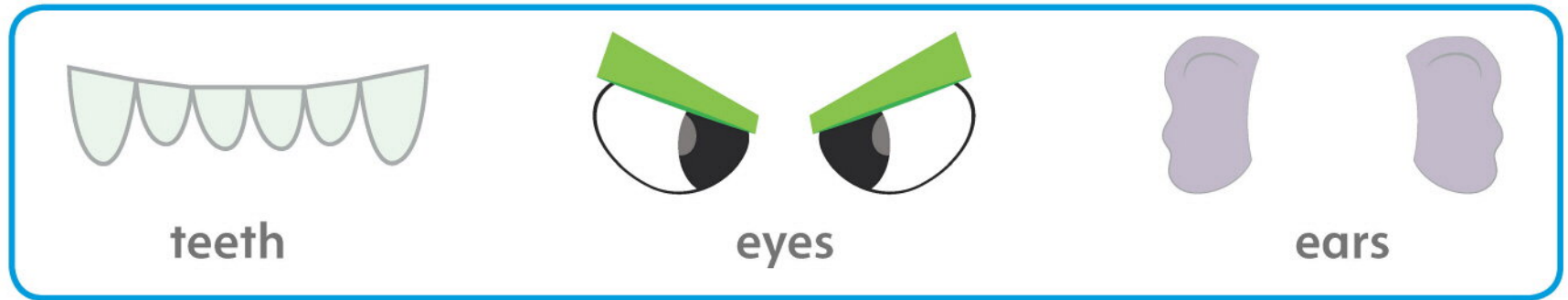
sharp teeth



growl and hiss




not




teeth

eyes

ears












Listen



Follow

Look at the butterfly. It's beautiful.




You can look, but don't touch.



Look, but don't touch.
Leave the wild things wild.
If we leave them alone,
They will survive.



Explore



1



This is a deer. It's 80 cm tall.

2



This monkey is 50 cm tall. It's shorter than the deer.

3



This tiger is 100 cm tall.
It's taller than the monkey and the deer.

4



This penguin is 60 cm tall. It's shorter than the deer.

Think



Taller



Shorter













Show



m_nkeys



eleph_nts



_io_s



c_ocod_les



gi_a__es



_arr__s



Show and Tell

We are tigers! We have sharp teeth. We live in the wild and we say GRRR!




Mouse Deer and Crocodile




1 This is Mouse Deer. He lives next to the river.



2 Mouse Deer is smart.




3 Crocodile wants to eat Mouse Deer.




4 Today Mouse Deer is playing with friends.



5 Every day Mouse Deer sees the fruit.



6 Every day Mouse Deer thinks about the fruit.



Hey, Crocodile, come here.

I have sharp teeth! Are you scared?


7 Mouse Deer has an idea.



A party! Fantastic!

Listen! There's a party at the King's house. There's food for everyone.

8 He talks to the crocodiles.



The King wants to know how many crocodiles there are.


9 More crocodiles arrive.



Don't eat me!


Okay. We want party food today.

10 The crocodiles line up.



One crocs, two crocs, three ...

11 Mouse Deer counts.



... 99, 100. Thank you for helping me cross the river.

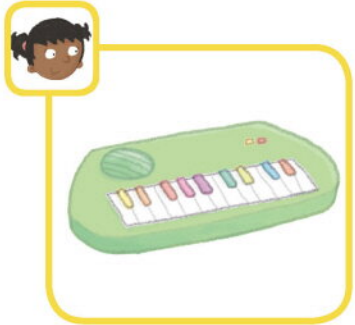
Oh, no. It's a trick!

12 Mouse Deer is smart.




Play

She likes to play the piano.



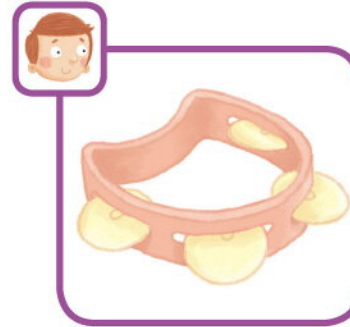
piano



guitar




flute



tambourine



drums



shaker



Read

Listen To The Music

1

Listen to the sound.

She likes to play slow music.

2

Slow music makes me feel sleepy.

Shhh! Benny!

3

I like to play fast music.

4

Now that's LOUD!

YES! I like to dance to loud music.

5

I like to dance! I like to sing, too.

You are a cool bear.

Please sing, Benny.
Don't shout!

6

Come on, everybody.
Let's dance and sing.

Sing



play the drums



shake your legs



move your arms

1



loud
fast

2



slow
quiet

3



slow
fast

4



quiet
fast

5



loud
slow

6



lively
quiet



Listen



Follow

What's wrong with James?

Maybe he's lonely.

Come and play with us, James.

You can play the drums.

If someone's lonely,
And looks a bit sad,
Say "Come, play with us."
And make them feel glad.

Okay. Thanks.



Explore

1



Listen to the trumpet. The music gets louder.

2




Listen to the violin. The music gets quieter.

3



Listen to the flute. The music gets faster.

4



Listen to the piano. The music gets slower.

Think



piano trumpet shaker guitar violin













Show

She likes to play the piano.



He likes to play the guitar.



She likes to play the flute.



She likes to play the drums.



He likes to play the tambourine.

Show and Tell



I like to play my shaker fast!

I like to sing and play my shaker!

When do we change our clothes?



Play



shirt




tracksuit



jeans

Is he wearing blue jeans?



No, he isn't.



slippers



sneakers



pajamas



Read

The Red Pajamas

1

It's time for bed.
Is Fifi playing with sticks?

No, she isn't. She's making a surprise.

2

Finished! Surprise!

Is it a blanket?

3

They're pajamas!
They're for you.

Red? I don't like red!

4

Is Benny putting
on his pajamas?

Yes, he is.

5

My pajamas are too small.

My pajamas
are too big.

No! Take them off. Swap them.

6

I love my pajamas.
Thank you.

You're welcome.

Super Bear! Thank you.

Sing




It's time to get up.



putting on his jeans



Yes, he is.



Listen



Follow

Where is my blue shirt?
I can't find it.

Put your clothes away.
Then you can find them.

Is this your blue shirt?

Yes, it is. Thanks.

Clothes on the floor,
Is a bit lazy.
And messy rooms,
Can drive you crazy.

Keep your bedroom,
Clean and neat.
Then you can relax,
And put up your feet.



Explore

1



This is Max's favorite costume.
He has a cape and a mask.
Max likes to read superhero stories.

2



This is Eliot's favorite costume.
He has a scarf and an eye patch.
Eliot likes to read pirate stories.

3



This is Lara's favorite costume.
She has a wand and a tiara.
Lara likes to read fairytales.

Think



Show

Is  wearing a yellow shirt?

No, he isn't.

Is  wearing jeans?

Is  wearing purple slippers?

Is  wearing green pajamas?



Is it a girl or a boy?

A girl.

Is she wearing jeans?

No, she isn't.

Show and Tell



I'm Little Red Riding Hood. I'm wearing a red cape.



Little Lukie



1 This is Little Lukie with his mom and dad.



2 It is Lukie's first day of school.



3 On the way, Little Lukie sees a tiger.



4 Then Little Lukie sees another tiger.



5 Then Little Lukie sees another tiger.




6 And another tiger.



7 Lukie is very sad. He hears a noise.



8 The tigers are very angry. They bite their tails.



9 The tigers go faster and faster.



10 The tigers turn into butter.



11 Mom sees Little Lukie. She is happy.



12 Dad makes pancakes with the butter.

Student Picture Cards

Unit 1 How do we make pictures?

(page 191)

brush, pen, eraser, paper, glitter, paint

Unit 2 What can you do in the park?

(page 189)

catch, build, climb, kick, run, walk

Unit 3 Who makes you happy?

(page 187)

happy, sad, tired, lively, hungry, thirsty

Unit 4 What happens when it's windy?

(page 185)

sunny, rainy, windy, snowy, hot, cold

Unit 5 What's in your house?

(page 183)

bedroom, kitchen, living room, bathroom, yard, balcony

Unit 6 What happens in the garden?

(page 181)

digging, planting, watering, picking, washing, eating

Unit 7 What do farm animals do?

(page 179)

cow, donkey, horse, chicken, goat, sheep

Unit 8 What do you wear when it's hot?

(page 177)

jacket, skirt, T-shirt, pants, shorts, sandals

Unit 9 What do our senses tell us?

(page 175)

smell, sound, taste, feel, look

Unit 10 What's in your neighborhood?

(page 173)

zoo, coffee shop, park, library, supermarket, swimming pool

Unit 11 How do you have fun?

(page 171)

running, dancing, riding a scooter, riding a bike, jumping rope, roller skating

Unit 12 Which animals live in the wild?

(page 169)

elephants, giraffes, crocodiles, monkeys, lions, parrots

Unit 13 How do we make music?

(page 167)


tambourine, piano, guitar, flute, drums, shaker

Unit 14 When do we change our clothes?

(page 165)




shirt, tracksuit, jeans, slippers, sneakers, pajamas

When do we change our clothes?




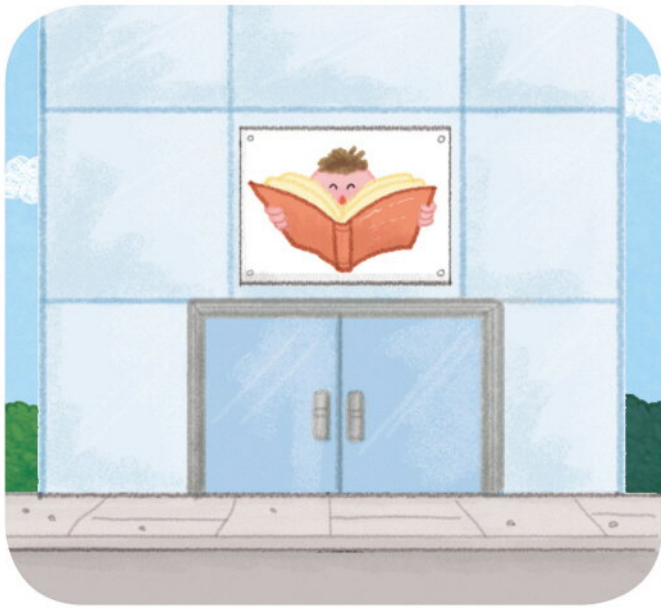


Which animals live in the wild?



How do you have fun?







What do our senses tell us?



What do you wear when it's hot?



What do farm animals do?







What's in your house?



What happens when it's windy?




Who makes you happy?



What can you do in the park?



How do we make pictures?



OXFORD
UNIVERSITY PRESS

Great Clarendon Street, Oxford, OX2 6DP, United Kingdom

Oxford University Press is a department of the University of Oxford. It furthers the University's objective of excellence in research, scholarship, and education by publishing worldwide. Oxford is a registered trade mark of Oxford University Press in the UK and in certain other countries

© Oxford University Press 2014

The moral rights of the author have been asserted

First published in 2014

2018 2017 2016 2015 2014

10 9 8 7 6 5 4 3 2 1

No unauthorized photocopying

All rights reserved. No part of this publication may be reproduced, stored in a retrieval system, or transmitted, in any form or by any means, without the prior permission in writing of Oxford University Press, or as expressly permitted by law, by licence or under terms agreed with the appropriate reprographics rights organization. Enquiries concerning reproduction outside the scope of the above should be sent to the ELT Rights Department, Oxford University Press, at the address above

You must not circulate this work in any other form and you must impose this same condition on any acquirer

Links to third party websites are provided by Oxford in good faith and for information only. Oxford disclaims any responsibility for the materials contained in any third party website referenced in this work

ISBN: 978 0 19 477946 3 Student Book with MultiROM

ISBN: 978 0 19 477942 5 Student Book

ISBN: 978 0 19 477950 0 MultiROM

Printed in China

This book is printed on paper from certified and well-managed sources

ACKNOWLEDGEMENTS

Cover images by: Sergey Novikov/Shutterstock; illustration by Mike Garton/Bright Agency (in the style of Rob McClurkan)

Main artists: Mike Byrne/Advocate Art (child characters); Rob McClurkan/Bright Agency (animal characters)

Illustrations by: Mike Byrne/Advocate Art pp.6, 7, 9, 12, 15, 21, 22, 24, 25, 31, 32, 34, 35, 41, 42, 46, 47, 53, 54, 56, 57, 63, 64, 66, 67, 73, 74, 78, 79, 85, 86, 88, 89, 95, 96, 98, 99, 105, 110, 117, 118, 120, 127, 128, 130, 131, 137, 138, 142, 143, 149, 150, 152, 153, 155, 159, 160, 165, 167, 169, 171, 173, 175, 177, 179, 181, 183, 185, 187, 189, 191; Andy Hamilton/Elephant shoes ink pp.13, 23, 33, 43, 55, 65, 75, 87, 91 (shirt and skirt icon), 97, 101 (all icons), 119, 129, 139, 151, 161; Rob McClurkan/Bright Agency pp.3, 8, 17, 18, 26, 27, 36, 37, 38, 48, 49, 50, 58, 59, 60, 68, 69, 80, 81, 82, 88, 89, 90, 91, 92, 100, 101 (Benny), 112, 113, 122, 123, 132, 133, 144, 145, 154, 155, All unit opener and 'Show me' Fifi illustrations; Amanda Enright/Advocate Art pp.44, 45, 76, 77; Mike Garton/Bright Agency (in the style of Rob McClurkan) pp.16, 28, 70, 102, 114, 124, 134, 146, 156; Inna Chernyak/Plum Pudding Illustration pp.108, 109, 140, 141; Mirella Mariani/Plum Pudding Illustration pp.104, 105; Ed Myer/Advocate Art p.12

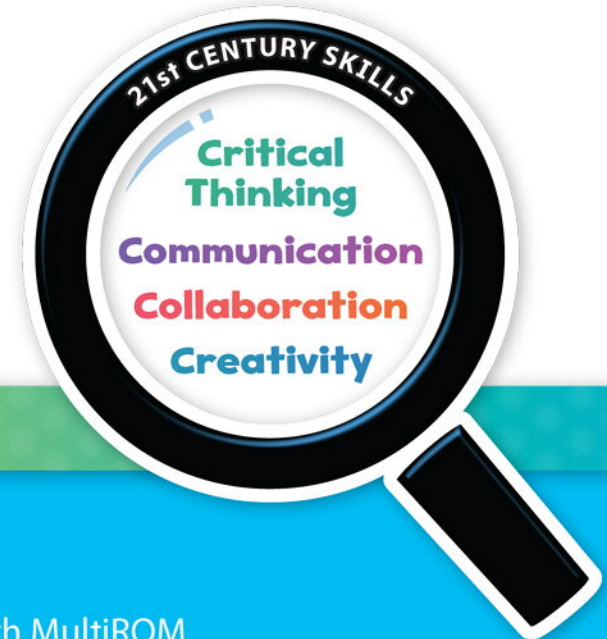
The publisher would like to thank the following for their permission to reproduce photography: **Alamy Images** pp.30 (Boy in playground/imagebroker), 40 (Emperor penguin with chick/Erik Lornie), 40 (Dolphins/Jeff Rotman), 52 (Girl with umbrella/Fredrick Kippe), 72 (Bee keeper/David Wootton),

72 (Honey bees and queen/Juniors Bildarchiv GmbH) 116 (LED digital clock display/Feng Yu), (Fishing boat/Colin Underhill) 158 (Boy dressed as pirate/i love images); **Corbis** pp.11 (girl with wand/Beau Lark), 52 (Boy climbing tree/Ocean), 52 (Girl playing in wheat field/Ghislain & Marie David de Lossy/cultura), 94 (Girl in the snow/AStock), 104 (Bumble bee/Henrik Trygg) 148 (Girl playing trumpet/KidStock/Blend Images), 90 (Girl playing piano/Steve Hix/Somos Images), 158 (Boy in superhero costume/KidStock/Blend Images), (Girl wearing princess costume/Jose Luis Pelaez/Blend Images); **Getty Images** pp.11 (girl with hoop/Marcy Maloy), 16 (Woman holding picture of parrot/Brigitte Sire), 75 Image on poster (Two beans in glass jars/Dave King/Dorling Kindersley), 84 (Farmers/Westend61), 84 (Cows/Dollia Sheombar), 84 (Rooster with chickens/Photoduo), 84 (Sheep/Alan Thornton), 94 (Boy on swing/Carol Yepes fotographia copyright), 104 (Rain/Nina Mourier) 116 (No. 42 bus/Elliot Elliot) 126 (Girl playing with ball/David Madison), (Table tennis/uniquely india) 148 (Boy playing violin/Monkey Business Images), (Boy playing flute/Camille Tokerud); **Oxford University Press** p.104 (Steam train/Rob Rayworth), 136 (Spider monkey/Amazon-Images); **Shutterstock** pp.11 (boy with blocks/Katy Spichal), 16 (Fish crayon picture/jcsmilly), 30 (Mother and child in playground/Ekaterina Pokrovsky), 30 (Girl on swing/Kzenon), 40 (Tiger and cub/ehtesham), 62 (Front doors/RTimages), 72 (Bee on flower/Fedorov Oleksiy), 94 (Boy running on grass/Konstantin Sutyagin), 94 (Girl with autumn leaves/Poznyakov), 104 (Bluethroat/Fidel), 116 (20 mph speed limit sign/ mito), (Supermarket discount signs/GSerban), 126 (Girl playing basketball/zefart), (Football/Fotokostic), 136 (Deer/jimfoto), (Tiger/Anke van Wyk), (Penguin/Fotosin) *Commissioned photography by:* Graham Alder/MM studios pp.7, 10, 13, 15, 19, 21, 23, 25, 29, 33, 35, 39, 47, 51, 55, 57, 61, 65, 67, 71, 75, 79, 83, 87, 89, 93, 97, 99, 103, 107, 111, 115, 119, 121, 125, 129, 131, 135, 139, 143, 147, 151, 153, 157, 161; *Commissioned photography props by:* Jo Brooker pp.13 (shape kids), 20 (fish, parrot and fox), 23 (collage quilt), 25 (robot box) 39 (grandma picture) 55 (sunny display), 65 (room box) 87 (farm), 93 (boy and girl painting), 97 (seasons poster), 119 (card houses), 129 (drawings on whiteboard), 139 masks

With thanks to the following location: Barefoot Books, Oxford



Creating young thinkers with great futures



**Who makes you happy?
What do our senses tell us?
What happens in the garden?**

Oxford Discover uses **Big Questions** like these to tap into children's **natural curiosity** and enable them to ask their own questions, find their own answers, and explore the world around them.



This approach to language learning and literacy, supported by a **controlled grammar and skills syllabus**, helps children achieve **near-native fluency** in English.

Oxford Discover gives teachers the tools to **develop children's 21st century skills**, creating young thinkers with great futures.

- Student Book with MultiROM (songs, interactive games, animated stories)
- Workbook with Online Practice
- Teacher's Book
- Class Audio CDs
- Oxford iTools: Digital Classroom Resources
- Teacher's Resource Pack:
 - picture cards
 - posters
- Parent website
- Teacher website

Recommended Readers

Oxford Read and Imagine



OXFORD
UNIVERSITY PRESS

www.oup.com

SHAPING learning TOGETHER

ISBN 978-0-19-477946-3



9 780194 779463