



# Oxford Discover

Workbook

2



Extended Grammar

Student's  
Writing Resource

Lesley Koustaff  
Susan Rivers

OXFORD

# Oxford Discover

Workbook **2**

Lesley Koustaff

Susan Rivers

<b>1</b>	<b>How are animals different from one another?</b>	
	Unit 1.....	2
	Unit 2.....	10
<b>2</b>	<b>How do things change?</b>	
	Unit 3.....	20
	Unit 4.....	28
<b>3</b>	<b>How are things different now from long ago?</b>	
	Unit 5.....	38
	Unit 6.....	46
<b>4</b>	<b>When do we use subtraction?</b>	
	Unit 7.....	56
	Unit 8.....	64
<b>5</b>	<b>How do people get along with each other?</b>	
	Unit 9.....	74
	Unit 10.....	82

<b>6</b>	<b>Why should we take care of the Earth?</b>	
	Unit 11.....	92
	Unit 12.....	100
<b>7</b>	<b>How does music make us feel?</b>	
	Unit 13.....	110
	Unit 14.....	118
<b>8</b>	<b>What makes things move?</b>	
	Unit 15.....	128
	Unit 16.....	136
<b>9</b>	<b>How do we make art?</b>	
	Unit 17.....	146
	Unit 18.....	154
	<b>Student's Writing Resource</b> .....	164



**BIG QUESTION 1**

**How are animals different from one another?**

Think about the Big Question. Write.

**What do you know?**

\_\_\_\_\_

\_\_\_\_\_

\_\_\_\_\_

\_\_\_\_\_

\_\_\_\_\_

\_\_\_\_\_

\_\_\_\_\_

**What do you want to know?**

\_\_\_\_\_

\_\_\_\_\_

\_\_\_\_\_

\_\_\_\_\_

\_\_\_\_\_


\_\_\_\_\_

\_\_\_\_\_

**Words**

**A** Circle two words for each picture.

1



- scales
- gills
- feathers

2



- eggs
- mammal
- wings

3



- gills
- skin
- feathers

4



- mammal
- scales
- fur

5



- amphibians
- wings
- skin

**B** Write the correct words.

1



gills


2



3



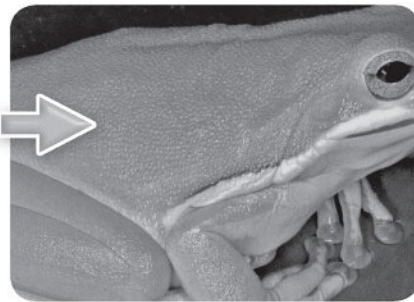
4



5



6



**C** Circle the odd one out.

1 feathers

gills

scales

2 gills

fur

amphibian

3 wings

scales

feathers

4 eggs

mammal

fur

**D** Complete the chart.

wings fur gills feathers ~~scales~~

Fish	Mammal	Bird
1 <u>scales</u>	3 _____	4 _____
2 _____		5 _____

**A** Read the text quickly. Answer the questions.

Where do lions live? Where do whales live?

---

## Lions and Whales

In some ways lions and whales are the same, and in some ways they're different.

Lions live on land. They have fur on their bodies to keep them warm. They have four legs and can run fast. Whales live in the ocean. They have skin on their bodies. They don't have legs. They have fins to help them swim.

### Think

How are lions different from whales?



Lions and whales are both mammals. They have tails and big teeth. They catch and eat other animals. Their babies are born alive, and they drink milk from their mothers.

### Think

How are lions the same as whales?

# Understand

## Comprehension

**A** What part of the text do you like? Check (✓).

The lions     The whales     Their babies

**B** Read the text again. What is the same? What is different?  
Check (✓) the correct column.

	Same	Different
1 Where they live		✓
2 What covers their bodies		
3 What they eat		
4 How they move		
5 The animal group		
6 The number of legs they have		
7 What their babies drink		

**C** Circle *True* or *False*.

- |   |      |              |
|---|------|--------------|
| 1 Lions live in the ocean.                        | True | <b>False</b> |
| 2 Fur keeps a lion cool.                          | True | False        |
| 3 Lions can walk and run.                         | True | False        |
| 4 Whales can run.                                 | True | False        |
| 5 Whales have small teeth.                        | True | False        |
| 6 Whales can swim.                                | True | False        |
| 7 Lions and whales are amphibians.                | True | False        |
| 8 Lions and whales eat other animals.             | True | False        |
| 9 Lion and whale babies are born alive.           | True | False        |
| 10 Lion and whale babies stay with their mothers. | True | False        |


# Grammar in Use

**A** Study the grammar.


## Learn Pronouns


I	<b>me</b>
you	<b>you</b>
he	<b>him</b>
she	<b>her</b>


it	<b>it</b>
you	<b>you</b>
we	<b>us</b>
they	<b>them</b>





**B** Match the beginnings to the ends of the sentences.


1  Look at ...  **a** her.

2  Look at ...  **b** us.

3  Look at ...  **c** them.

4  Look at ...  **d** it.

5  Look at ...  **e** him.

6  Look at ...  **f** me.

*Note: A line connects the dot next to 'Look at ...' in item 1 to the dot next to 'f me.' in item 6.*

**C Match the people and animals to the pronouns.**

- |                       |   |          |   |          |
|-----------------------|---|----------|---|----------|
| 1 my brother          | ● | ● a she  | ● | ● f him  |
| 2 the lion            | ● | ● b they | ● | ● g us   |
| 3 my cousin and I     | ● | ● c he   | ● | ● h it   |
| 4 the cat and the dog | ● | ● d we   | ● | ● i them |
| 5 Ana                 | ● | ● e it   | ● | ● j her  |
- 

**D Circle the correct words.**

- 1 Birds have wings. Wings help **us** / **them** fly.
- 2 My father is playing the drums. Listen to **him** / **her**.
- 3 The goldfish has gills. They help **them** / **it** breathe.
- 4 I am dancing. Look at **you** / **me**.
- 5 We can't bake a pie. Please teach **us** / **you**.
- 6 We're friends. You like me, and I like **me** / **you**.

**E Circle the words and write.**


- 1 Do you know Leonardo DiCaprio?  
Yes / **No**, I **know** / **don't know** him.
- 2 Do you help your mother?  
Yes / No, I **help** / **don't help** \_\_\_\_\_.
- 3 Do you like cats?  
Yes / No, I **like** / **don't like** \_\_\_\_\_.
- 4 Do you like math?  
Yes / No, I **like** / **don't like** \_\_\_\_\_.
- 5 Does Leonardo DiCaprio know you and your friend?  
Yes / No, he **knows** / **doesn't know** \_\_\_\_\_.



## Words

### A Match the words to the pictures.

1 ears



2 mouth



3 legs



4 body




5 eyes



6 head



a



b




c



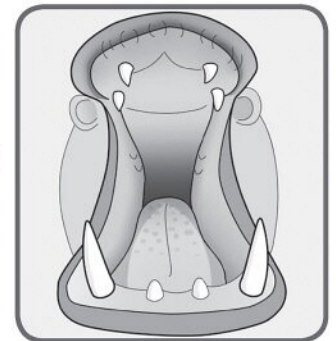
d



e



f



### B Complete the sentences.

1 I have one mouth. I use it to talk, eat, and drink.

2 I have two \_\_\_\_\_. They help me run fast.

3 I see with my \_\_\_\_\_. I can open and close them.

4 I listen to music with my \_\_\_\_\_. I have two.

5 In the sunshine I wear a hat on my \_\_\_\_\_.

6 In winter I wear a coat to keep my \_\_\_\_\_ warm.

# Word Study

---

**A** Circle the compound word and write it.

- 1 The starfish doesn't have scales. starfish
- 2 My backpack is red and blue. \_\_\_\_\_
- 3 The orangutan lives in a rainforest. \_\_\_\_\_
- 4 A bluebird has feathers to keep it warm. \_\_\_\_\_
- 5 Look at the butterfly on that flower. \_\_\_\_\_
- 6 Look at that big, yellow sunflower! \_\_\_\_\_

# Writing

---

**A** Read about Mark's favorite animal group.

Fish is my favorite animal group. They live in water. They have gills to help them breathe. They have fins and tails to help them swim. They lay eggs in the water.

**B** Answer the questions.

- What's your favorite animal group? \_\_\_\_\_
- Where do they live? \_\_\_\_\_
- What things do they have? \_\_\_\_\_
- What do they do? \_\_\_\_\_

**C** Now write about your favorite animal group.

---

---

---

---

---


---

---

**Words**


**A** Look at the pictures and circle the correct word.

1




peck  
escape

2



fish  
worm

3



squawk  
pinecone

4




berries  
peck

5



escape  
fight

6



hunt  
fight

**B** Complete the chart.

creep   berries   fight   ~~worm~~   squawk

**Things Animals Eat**

1 worm

2 \_\_\_\_\_

**Things Animals Do**


3 \_\_\_\_\_

4 \_\_\_\_\_

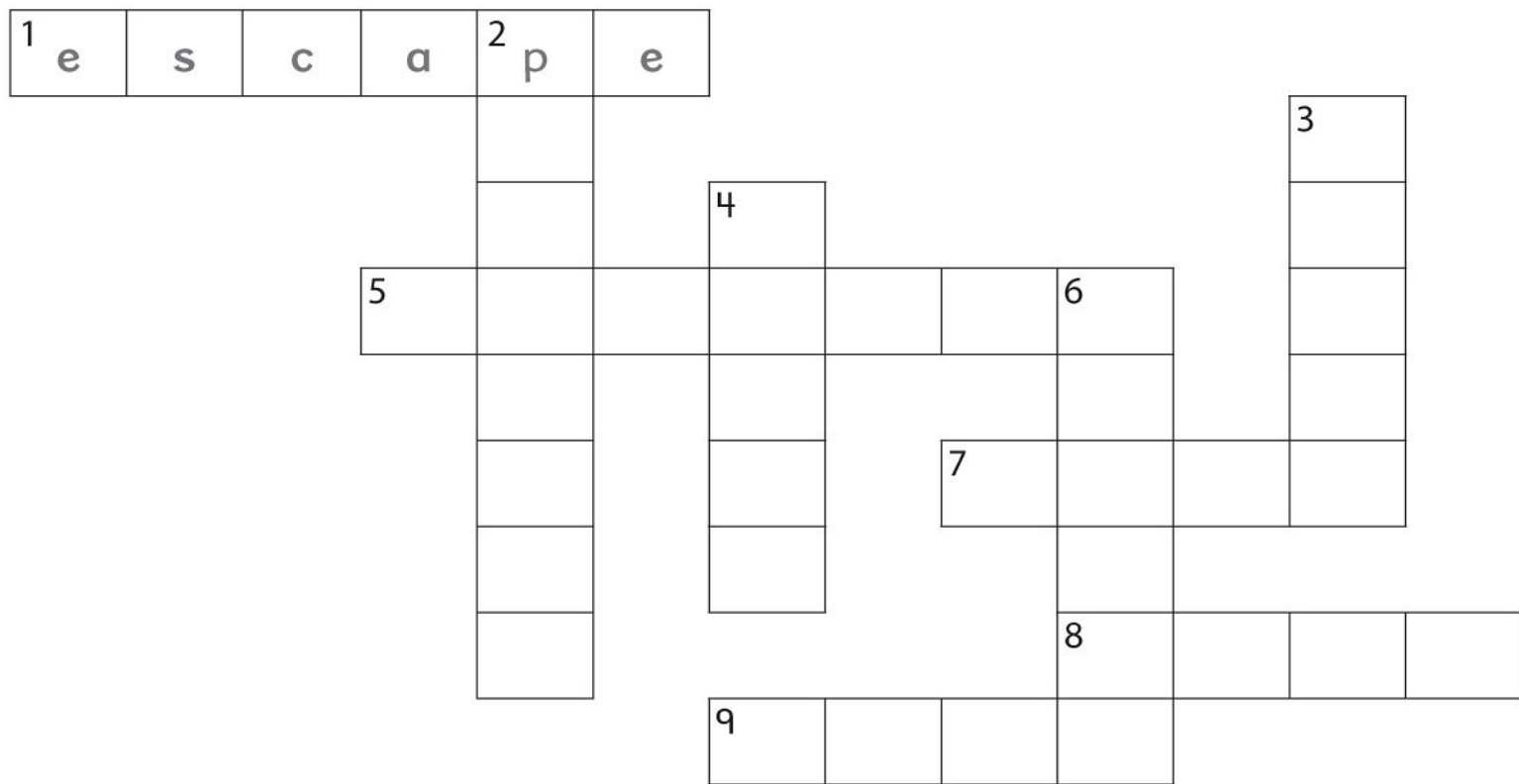
5 \_\_\_\_\_

**C** What's next? Read and match.

- 1 fight      peck      fight      peck ●
- 2 worm      berries      pinecone      worm ●
- 3 hunt      creep      hunt      creep ●
- 4 escape      escape      squawk      squawk ●



**D** Read the clues. Complete the crossword.



**Across →**

- 1 To get away from a place.
- 5 Small, red fruits.
- 7 Animals do this to catch food.
- 8 A long thin animal without legs.
- 9 Birds do this with their food.

**Down ↓**

- 2 It grows on pine trees.
- 3 Brothers and sisters sometimes do this.
- 4 Cats can do this very quietly.
- 6 Birds can make this funny sound loudly.

**A** Read the story quickly. Answer the question.

What animals does the cat see?

## Unusual Friends



The Smiths have a big cat, Molly. Molly is loud and playful, but always friendly and gentle. One cold day Molly sees two small, quiet rabbits in the yard. They're cold and alone.

Molly carries the rabbits to the door and meows. They're scared. The Smiths come out. They make a big and warm cage for the rabbits to sleep in. The rabbits are happy. They're gentle, and Molly likes them.

Sometimes they play with Molly in the yard, and they never fight.

### Think

How is Molly different from the rabbits?

### Think

How is Molly the same as the rabbits?

# Understand

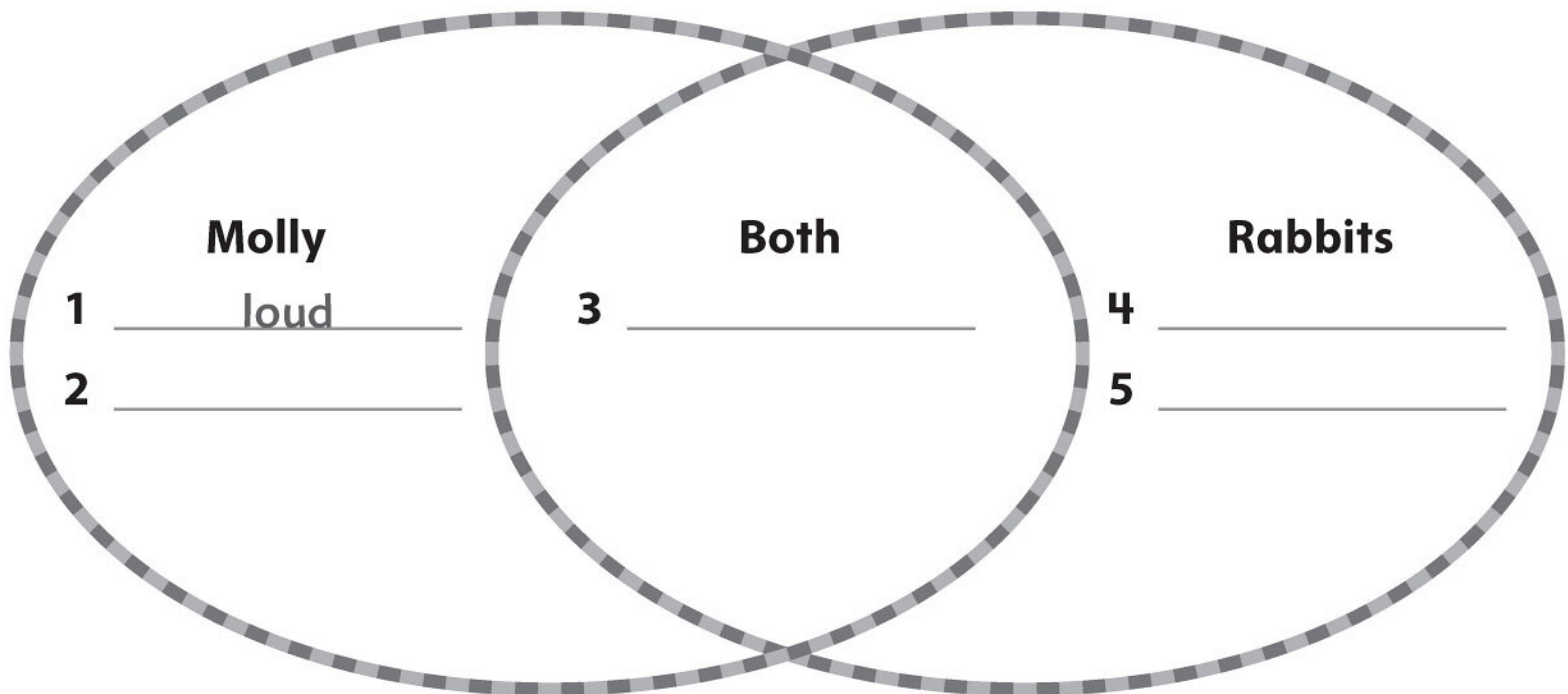
## Comprehension

**A** What part of the story do you like? Check (✓).

Molly     The rabbits     The Smiths

**B** Compare and contrast Molly and the rabbits. Write the words in the Venn diagram.

~~loud~~   gentle   small   quiet   big



**C** Circle *True* or *False*.

1 Molly is a friendly bird.

2 It is a cold day when Molly finds the rabbits.

3 The rabbits sleep with Molly in the kennel.

4 The rabbits are lonely at the Smith's house.

5 Molly and the rabbits are friends at the end of the story.

6 The Smiths are nice people.

True

**False**

True

False

True

False

True

False

True

False

True

False

# Grammar in Use



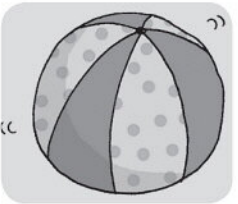





**A** Study the grammar.

## Learn Frequency

I you we they	<b>always</b> <b>usually</b> <b>sometimes</b>	fight.
he she it	<b>hardly</b> <b>ever</b> <b>never</b>	fight <u>s</u> .



**B** Look at the chart and read the sentences. Write *T* (True) or *F* (False).

				
	Drinks Milk	Eats Fish	Plays Ball	Goes To the Park
<b>Jim</b> 	✓ ✓ ✓ ✓	✓ ✓ ✓	✓ ✓ ✓ ✓	✓
<b>Amy</b> 	✓ ✓ ✓	X	✓	✓ ✓ ✓
<b>Roy</b> 	X	X	✓ ✓ ✓	✓ ✓
<b>Rosie</b> 	✓ ✓	✓ ✓ ✓ ✓	X	✓

always ✓ ✓ ✓ ✓	usually ✓ ✓ ✓	sometimes ✓ ✓	hardly ever ✓	never X
-------------------	------------------	------------------	------------------	------------

1 Jim sometimes drinks milk. F

3 Roy never eats fish.       

2 Amy never goes to the park.       

4 Rosie usually plays ball.

**C** Look at the chart again. Circle the correct words.

- 1 Rosie **usually** / **sometimes** drinks milk.
- 2 Amy **always** / **never** eats fish.
- 3 Roy **sometimes** / **hardly ever** goes to the park.
- 4 Jim **always** / **usually** plays ball.
- 5 Rosie **never** / **hardly ever** goes to the park.
- 6 Amy **usually** / **always** drinks milk.

**D** Now complete the sentences.

- 1 Jim hardly ever goes to the park.
- 2 Roy \_\_\_\_\_ drinks milk.
- 3 Amy \_\_\_\_\_ plays ball.
- 4 Rosie \_\_\_\_\_ eats fish.
- 5 Amy and Roy \_\_\_\_\_ eat fish.
- 6 Jim \_\_\_\_\_ eats fish.
- 7 Roy \_\_\_\_\_ plays ball.
- 8 Jim \_\_\_\_\_ drinks milk.
- 9 Amy \_\_\_\_\_ goes to the park.
- 10 Rosie \_\_\_\_\_ plays ball.

**E** Complete the sentences.

- 1 I \_\_\_\_\_ drink milk.
- 2 I \_\_\_\_\_ eat fish.
- 3 I \_\_\_\_\_ play ball.
- 4 I \_\_\_\_\_ go to the park.
- 5 I \_\_\_\_\_ play in the yard.
- 6 I \_\_\_\_\_ fight with my friends.
- 7 I \_\_\_\_\_ clean my room.
- 8 I \_\_\_\_\_ help my mum.



# Communicate

## Words

**A** Look at the words. Write the numbers.

1 calm




3 gentle

5 strong

2 fierce



4 patient

6 smart



**B** Look at the picture. Complete the sentences.

calm fierce gentle strong



1 The goldfish is \_\_\_\_\_.

3 The cat is \_\_\_\_\_.

2 The man is \_\_\_\_\_.

4 The snake is \_\_\_\_\_.

# Writing Study

**A** Match the sentences to the pronouns. Then rewrite the sentences.

- |   |                       |   |
|---|-----------------------|---|
| 1 Fur keeps <u>the squirrels</u> warm.    | <input type="radio"/> | <b>a</b> he _____                         |
| 2 <u>My mother</u> is giving me a cookie. | <input type="radio"/> | <b>b</b> they _____                       |
| 3 You like <u>Clara and me</u> .          | <input type="radio"/> | <b>c</b> her _____                        |
| 4 <u>Wings</u> help the honeybee fly.     | <input type="radio"/> | <b>d</b> them <u>Fur keeps them warm.</u> |
| 5 <u>Your brother</u> is very strong.     | <input type="radio"/> | <b>e</b> she _____                        |
| 6 We like <u>Emily</u> .                  | <input type="radio"/> | <b>f</b> us _____                         |

# Writing

**A** Read about Coco, the cat.

My friend has a cat. Its name is Coco. Coco is very calm. It never runs around. It's very smart, too. It watches TV! Coco isn't fierce. It never fights with other cats.



**B** Answer the questions about an animal you know.

What animal is it? \_\_\_\_\_

Does it have a name? \_\_\_\_\_

Is it smart / calm / noisy? \_\_\_\_\_

What does it always / never do? \_\_\_\_\_

**C** Now write about that animal.

---

---

---

---

---

---

---


---

What have you learned?

# Review


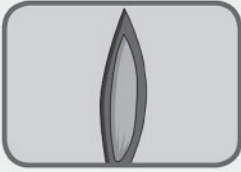
**A** Complete the puzzles. Find and write the secret words.

1



w


f g



r


s

e s



The secret word is \_\_\_\_\_.

2



g

f r




w g

s o

g l

i r



The secret word is \_\_\_\_\_.



**BIG QUESTION 1**  
How are animals  
different from  
one another?

**B** Find and circle six words.

yizgillspkeberriescrtaescapewqouiheadvxerwquietdrofightxolp

**C** Write the sentences in the correct order.

1 keeps / fur / warm / them / .

Fur keeps them warm.

2 fight / and / Leo / never / Lily / .

\_\_\_\_\_

3 with / plays / sometimes / ball / Billy / us / .

\_\_\_\_\_

4 us / the teacher / books / gives / .

\_\_\_\_\_

5 hardly ever / that / squawks / bird / .

\_\_\_\_\_

6 him / you / like / .

\_\_\_\_\_

**D** Circle the pronouns and underline the compound words.

1 He is buying a goldfish for her.

2 They are building a snowman with us.

3 We are playing a game in her bedroom.

4 My mother is reading a storybook to me.

5 Give him the football.

6 Bea is baking gingerbread cookies for you.



BIG QUESTION 2

# How do things change?

Think about the Big Question. Write.

What do you know?

\_\_\_\_\_

\_\_\_\_\_

\_\_\_\_\_

\_\_\_\_\_

\_\_\_\_\_

\_\_\_\_\_

\_\_\_\_\_

\_\_\_\_\_

What do you want to know?

\_\_\_\_\_

\_\_\_\_\_

\_\_\_\_\_

\_\_\_\_\_

\_\_\_\_\_

\_\_\_\_\_


\_\_\_\_\_

\_\_\_\_\_

## Words

A Check (✓) the correct picture.

1 flow



a



b

2 gas



a



b

3 freeze



a



b

**B** Look at the picture and write the words.

liquid steam melt ice heat solid



**C** Match the beginnings to the ends of the sentences.

- |             |   |     |           |
|-------------|---|-----|-----------|
| 1 A drum is | ● | ● a | a liquid. |
| 2 Soda is   | ● | ● b | freeze.   |
| 3 Air is    | ● | ● c | melt.     |
| 4 Water can | ● | ● d | a solid.  |
| 5 Snow can  | ● | ● e | a gas.    |

**D** Complete the sentences.

- 1 I make something hot. I heat it.
- 2 We make \_\_\_\_\_ by heating water.
- 3 Steam is a \_\_\_\_\_.
- 4 I \_\_\_\_\_ water. It is now ice.

**A** Read the text quickly. Answer the question.

What happens to water in hot springs?

---

## Hot Springs



Hot springs are small lakes with hot water. In some hot springs, hot rocks on the ground of the spring heat the water. In others, the water heats up under the ground.

When the water is very hot, some of it changes to steam. The water was a liquid, and now it's steam, a gas.

When hot steam meets warm air, we can't see a lot of steam. When hot steam meets very cold air, we can see a lot of steam.

**Be careful in hot springs! The hot water and hot steam can be dangerous.**

### Think

What's the cause of the hot water?  
What's the effect of the hot water?

# Understand

## Comprehension

**A** What part of the text do you like? Check (✓).

The lakes     The hot rocks     The steam

**B** Read the causes and effects. Circle *True* or *False*. Correct the false statements.

Causes	Effects
1 The water is very hot.	Some of it changes to steam. <b>True</b> <b>False</b> _____
2 Hot steam meets warm air.	We can see a lot of steam. <b>True</b> <b>False</b> _____
3 Hot steam meets very cold air.	We can't see a lot of steam. <b>True</b> <b>False</b> _____

**C** Answer the questions.

1 How does water in hot springs get hot? Name two ways.

a Hot rocks on the ground of the spring heat the water.

b \_\_\_\_\_

2 What is a solid at a hot spring?

\_\_\_\_\_

3 What is a liquid at a hot spring?

\_\_\_\_\_

4 What is a gas at a hot spring?

\_\_\_\_\_

5 Why should you be careful at hot springs?

\_\_\_\_\_




# Grammar in Use

**A** Study the grammar.

## Learn Simple Past of Verb To Be

Now			Then		
I	<b>am</b> <b>am not</b>	hot.	I he she it	<b>was</b> <b>wasn't</b>	hot.
he she it	<b>is</b> <b>isn't</b>		you we they	<b>were</b> <b>weren't</b>	
you we they	<b>are</b> <b>aren't</b>				



**B** Circle the correct words.

- The water was / were very hot.
- The feathers was / were soft.
- The boy wasn't / weren't happy.
- My friends was / were in the classroom.
- My sister and I wasn't / weren't scared.
- The snowman was / were a solid.

**C** Change the underlined word and write *was*, *wasn't*, *were*, or *weren't*.

- I am very happy. \_\_\_\_\_ was \_\_\_\_\_
- It isn't a cold day. \_\_\_\_\_
- Lucy is at my house. \_\_\_\_\_
- Lucy and I are good friends. \_\_\_\_\_
- Her brothers aren't here. \_\_\_\_\_
- They are at the playground. \_\_\_\_\_

**D** Look at the pictures. Write true sentences using *was*, *wasn't*, *were*, or *weren't*.

1



Kevin / in the park

Kevin wasn't in the park.

2



The water / very cold

3



Debbie and Ann / sad

4




The sneakers / new

5



The music / loud

6



The cookies / hot

**E** Complete the sentences about yesterday.

1 I \_\_\_\_\_ happy.

2 I \_\_\_\_\_ in the park.

3 I \_\_\_\_\_ in the classroom.

4 My parents \_\_\_\_\_ at home.

5 My friends \_\_\_\_\_ sad.

6 My friends \_\_\_\_\_ in the park.

## Words


**A** Circle the correct words.

1




popcorn / balloon

2



candle / icicle

3




candle / kettle

4



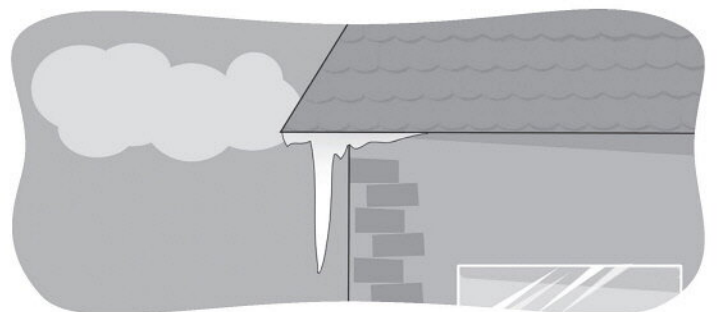
icicle / ice pop

5



ice pop / popcorn

6



icicle / kettle



**B** Complete the chart with words from **A**.

Things We Eat	Things We Don't Eat
1 _____	3 _____ balloon _____
2 _____	4 _____
	5 _____
	6 _____


# Word Study

**A** Read the sentence and check (✓) the correct picture.



1 I plant a tree in the spring.





2 The boys play in the snow.



3 Look at the big fish.



4 Oh, no! Is that a fly?



# Writing

**A** Read about a thing that can change state.

It's an ice pop. First it was an orange. Oranges are solids. Then it was juice. Juice is a liquid. We freeze it. Now it's an ice pop. It's a solid.

**B** Choose a thing that can change state and answer the questions about it.

What is it? \_\_\_\_\_

Is it a liquid / solid / gas? \_\_\_\_\_

What do you do to it? \_\_\_\_\_

What is it now? \_\_\_\_\_

**C** Now write about that thing.

\_\_\_\_\_  
\_\_\_\_\_  
\_\_\_\_\_

### Words

**A** Look at the pictures and circle the correct word.

1




open / closed

2



mixture / plastic bags

3



sugar / salt

4



cream / salt

5



closed / open

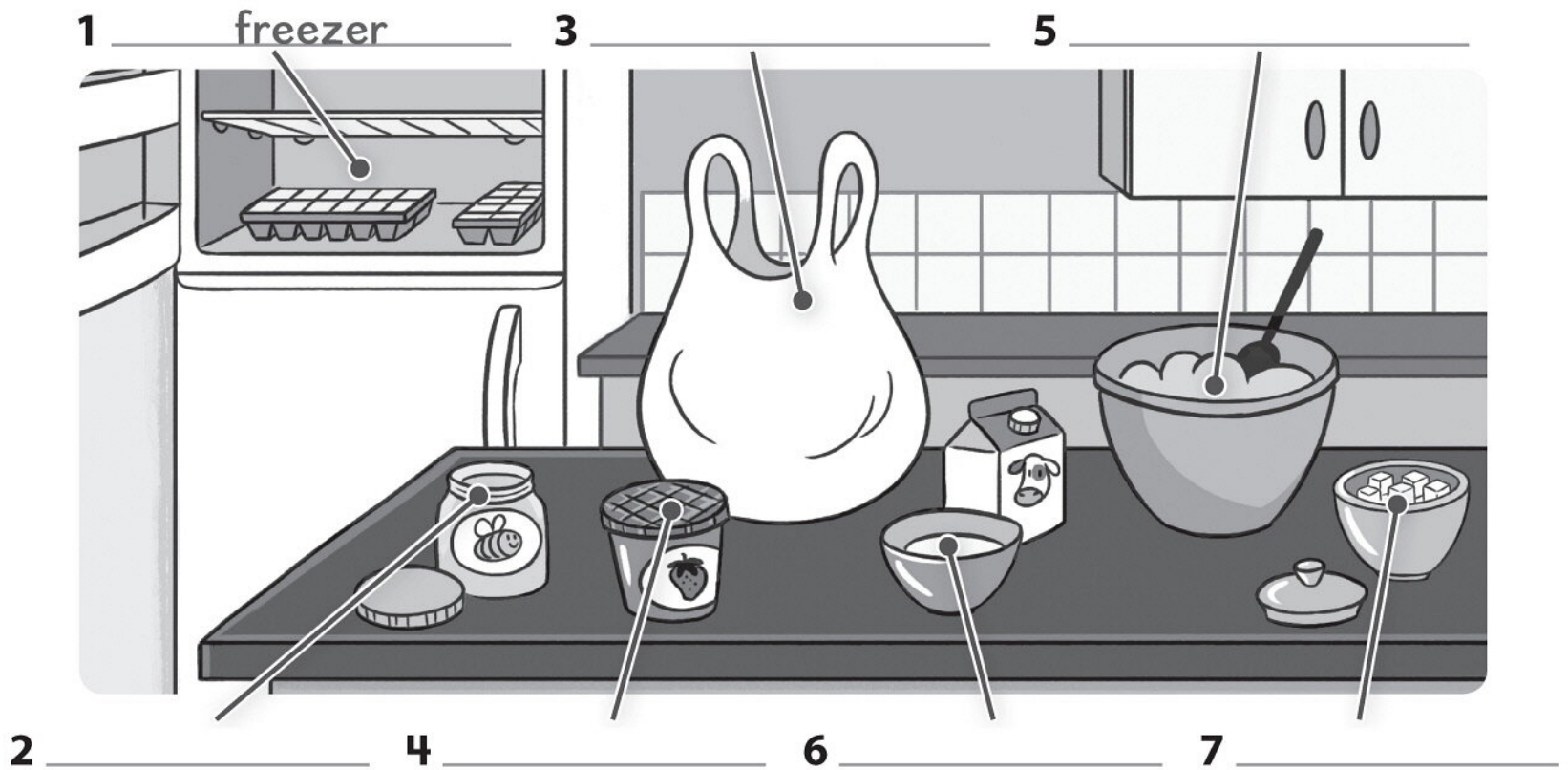
6



pour / freezer

**B** Look at the picture and write the words.

cream mixture open ~~freezer~~ sugar closed plastic bag



**C** Circle *True* or *False*.

- 1 Sugar is a liquid.
- 2 I can pour plastic bags.
- 3 Plastic bags can be containers.
- 4 A door can be open or closed.
- 5 We heat things in a freezer.
- 6 A mixture has only one thing in it.

True	<b>False</b>
True	False
True	False
True	False
True	False
True	False

**D** Complete the sentences.

- 1 I pour milk into a cup.
- 2 \_\_\_\_\_, \_\_\_\_\_, and \_\_\_\_\_ are all white.
- 3 Hot chocolate is a \_\_\_\_\_ of milk, sugar, and chocolate.
- 4 My mouth and eyes can be \_\_\_\_\_ or \_\_\_\_\_.
- 5 Water changes from a liquid to a solid in the \_\_\_\_\_.

**A** Read the story quickly. Answer the question.

Two children make ice pops. Why?



It's summer. David and Lesley play ball in the park. They run a lot and they're hot, so they go home.

**Think**

They run a lot. / They're hot.  
Which is the cause? Which is the effect?

"Can we have some cold soda, Mom?" say David and Lesley.  
"No, kids," says Mom. "Soda isn't healthy. But I have an idea. Let's make ice pops!" she says.  
"Get some juice, and add some

fruit and a little sugar. Mix it all together, pour the mixture into plastic cups, and put them in the freezer." "OK, Mom," they say.

**Think**

They make ice pops. / Soda is unhealthy.  
Which is the cause? Which is the effect?

David and Lesley eat the cold ice pops. "Were they good?" asks Mom. "Yes, they were delicious!" they say. They're happy.

# Understand

## Comprehension

**A** What part of the story do you like? Check (✓).

They get hot     They want soda     The ice pops

**B** Read the causes. Write the effects.

Causes	Effects
1 The children play ball in the park.	a <u>They run a lot.</u>
2 The children are hot.	b _____
3 Their mother says soda isn't healthy.	c _____
4 The children eat the ice pops.	d _____

**C** Read the story again and answer the questions.

1 Is it a cold day?

No, it isn't.

2 Where do David and Lesley play ball?

\_\_\_\_\_

3 Why don't they have soda?

\_\_\_\_\_

\_\_\_\_\_

4 How many things are in the ice pop mixture?

\_\_\_\_\_

5 How does the mixture change in the freezer?

\_\_\_\_\_

6 Was their mother's idea a good idea? Why? Why not?

\_\_\_\_\_

\_\_\_\_\_



# Grammar in Use

**A** Study the grammar.

## Learn Simple Past of Verb To Be

<b>Was</b>	he she it	cold?
<b>Were</b>	you	
<b>Were</b>	you they	

Yes,	he she it	<b>was.</b>
	I	<b>were.</b>
	we they	

No,	he she it	<b>wasn't.</b>
	I	<b>weren't.</b>
	we they	

What	<b>was</b>	it?
How		
Where		

It	<b>was</b>	an ice pop.
		great.
		in the freezer.

What	<b>were</b>	they?
How		
Where		

They	<b>were</b>	ice pops.
		great.
		in the freezer.



**B** Circle the correct words.


- Was** / **Were** it a liquid? No, it **wasn't** / **weren't**.
- Was** / **Were** you at the museum? Yes. I **was** / **were**.
- Was** / **Were** the freezer door open? Yes, it **was** / **were**.
- Was** / **Were** you in the library? No, we **wasn't** / **weren't**.
- Was** / **Were** Mandy and Kevin scared? Yes, they **was** / **were**.
- Where **was** / **were** your mother? She **was** / **were** at the department store.
- Was** / **Were** Terry at home? No, she **wasn't** / **weren't**.


**C Match the questions to the answers.**


- |                                      |                       |  |
|--------------------------------------|-----------------------|--|
| 1 Where was Linda?                   | <input type="radio"/> | <input type="radio"/> a Yes, we were.                          |
| 2 Was Jenny at the supermarket?      | <input type="radio"/> | <input type="radio"/> b It was awful.                          |
| 3 Were they friends?                 | <input type="radio"/> | <input checked="" type="radio"/> c She was at the supermarket. |
| 4 How was the soup?                  | <input type="radio"/> | <input type="radio"/> d No, she wasn't.                        |
| 5 Were you and Clare at home?        | <input type="radio"/> | <input type="radio"/> e Cream, sugar, and eggs.                |
| 6 What was in the ice cream mixture? | <input type="radio"/> | <input type="radio"/> f No, they weren't. They were brothers.  |

**D Look at the pictures. Answer the questions.**

1  Were the girls in the park?  
Yes, they were.

2  Were the animals fierce?  
\_\_\_\_\_

3  Was the parade noisy?  
\_\_\_\_\_

4  Was the party boring?  
\_\_\_\_\_

**E Write the answers.**

- 1 Where were you yesterday?  
\_\_\_\_\_
- 2 Where were your parents?  
\_\_\_\_\_
- 3 Where was your friend?  
\_\_\_\_\_

- 4 Were you happy yesterday?  
\_\_\_\_\_
- 5 Was your friend sad?  
\_\_\_\_\_
- 6 Were your parents tired?  
\_\_\_\_\_

## Words

**A** Match the words to the pictures.

1 vegetables

a



2 coffee

b



3 salad

c



4 tea

d



5 fruit

e



6 pasta

f



**B** Complete the sentences.

1 Carrots, potatoes, and onions are vegetables.

2 People can use black or green leaves and hot water to make \_\_\_\_\_.

3 A mixture of vegetables is a \_\_\_\_\_. We don't cook the vegetables.

4 A lot of people drink \_\_\_\_\_ with cream and sugar.

5 Oranges, apples, mangoes, and peaches are \_\_\_\_\_.

6 We cook \_\_\_\_\_ in very hot water so it gets soft. It's usually light yellow or light brown.

# Writing Study

---

**A** Complete the sentences with the short forms.


- 1 The doors were open. They weren't closed.
- 2 Mary and her sister are happy. They \_\_\_\_\_ sad.
- 3 Ice is a solid. It \_\_\_\_\_ a gas.
- 4 The salad was cold. It \_\_\_\_\_ hot.

# Writing

---

**A** Read about Jimmy's favorite food mixture.

My favorite food mixture is soup. My mother puts chicken, onions, carrots, and potatoes in a big pot. She puts in water and salt. She cooks it. We eat the soup. It's great!



**B** Answer the questions about your favorite food or drink mixture.

What's your favorite mixture? \_\_\_\_\_

What things are in the mixture? \_\_\_\_\_

What do you do to the mixture?

Do you eat or drink it? \_\_\_\_\_

How is it? \_\_\_\_\_

**C** Now write about your favorite food mixture.

---

---

---

---

---

---

---

---



**C** Circle the correct words.

1 The ice pops **wasn't** / **weren't** in the freezer.

2 **Was** / **Were** you at the library?

3 His cousins **was** / **were** very happy.

4 It **was** / **were** a solid but now it's a liquid.

5 The guitar **wasn't** / **weren't** loud.

6 Where **was** / **were** Wendy and Andy?

7 **Was** / **Were** your mother at the supermarket?

8 How **was** / **were** the cookies?

**D** Complete the sentences. Write *was*, *were*, *wasn't*, or *weren't*.

1 Were the girls in the restaurant?

No, they \_\_\_\_\_ . They \_\_\_\_\_ in the movie theater.

2 How \_\_\_\_\_ the pasta?

It \_\_\_\_\_ awful.

3 \_\_\_\_\_ Kevin happy?

Yes, he \_\_\_\_\_ .

4 Where \_\_\_\_\_ the ice pops?

They \_\_\_\_\_ in the freezer.

5 \_\_\_\_\_ you at the beach?

No, I \_\_\_\_\_ . I \_\_\_\_\_ at the park.

6 It's a liquid now. What \_\_\_\_\_ it?

It \_\_\_\_\_ a solid, ice cream.

**E** Circle the short forms. Then underline the words that can be nouns and verbs.

1 There wasn't a lot of snow on the tree.

2 The plant isn't very big.

3 There weren't any fish in the pond.

4 The fly isn't brown. It's black.



**BIG QUESTION 3**

**How are things different now from long ago?**

Think about the Big Question. Write.

**What do you know?**

Handwriting lines for the 'What do you know?' section.

**What do you want to know?**

Handwriting lines for the 'What do you want to know?' section.

**Words**

**A** Number the words.

<u>4</u> travel	___ news	___ text message
___ radio	___ e-mail	___ communication


1



2




3



4



5



6



**B** Write the words. Then match the words to the pictures.

1 omcnmciuntoia  
communication


2 neintrte  
I \_\_\_\_\_

3 rlinapae  
a \_\_\_\_\_

4 rdoai  
r \_\_\_\_\_

5 tterel  
l \_\_\_\_\_

**a**



**b**



**c**



**d**



**e**



**C** Circle the correct words.

1 Sam sometimes listens to music on the radio / news.

2 Her friend likes to play games on e-mail / the Internet.

3 Travel / Communication by airplane is fun.

4 My teacher sends us text messages / Internet about our homework.

**D** Read the clues. Write the words.

1 This flies in the sky. airplane

2 We write this with a pen or a pencil. \_\_\_\_\_

3 This is like a letter, but we send it on a computer. \_\_\_\_\_

4 This message on a phone usually has only few words. \_\_\_\_\_

5 We can listen to the news on this. We can't see pictures on it. \_\_\_\_\_



**A** Read the text quickly. Answer the question.

Were airplanes long ago safe?

## Airplanes Then and Now

Airplanes now are very different from airplanes long ago.

Airplanes long ago were very small, so not many people traveled by plane. Now airplanes are very big, and they carry a lot of people. The first airplanes were dangerous, but airplanes today are very safe.



The first airplanes were also slow and didn't fly very far. Airplanes now are very fast and can fly to places far away. They carry people, letters, food, and other things to many places around the world.

### Think

What's the main idea?  
What's a detail of the main idea?

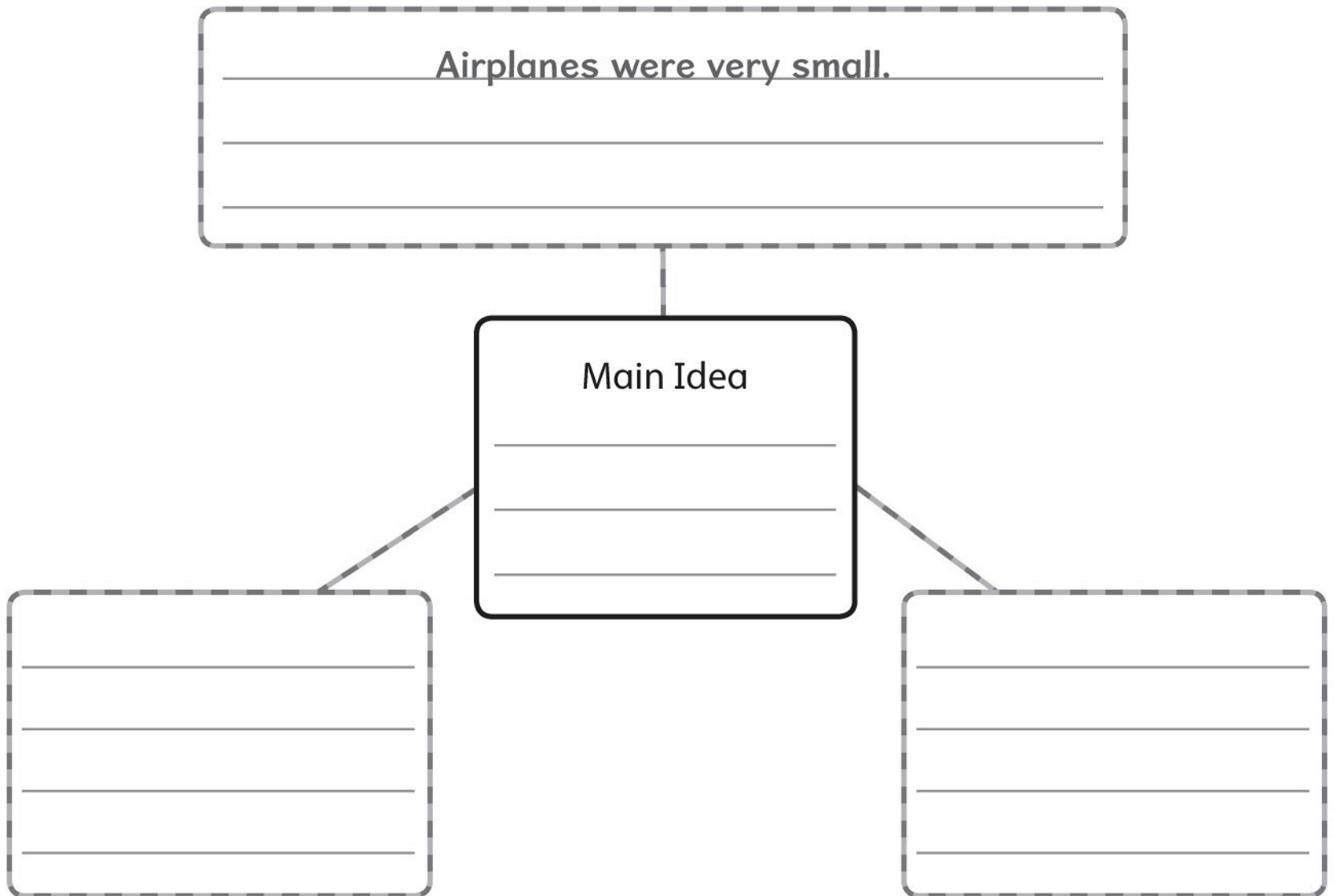
# Understand

## Comprehension

**A** What part of the text do you like? Check (✓).

The first airplanes       Airplanes today       Airplanes carry things


**B** Write the main idea of the text and three details.



**C** Circle *True* or *False*.

- |   |      |              |
|---|------|--------------|
| 1 Airplanes long ago carried a lot of people.                     | True | <b>False</b> |
| 2 Long ago it was safe to travel by plane.                        | True | False        |
| 3 Today travel by airplane from one city to another city is fast. | True | False        |
| 4 Long ago airplanes carried food and letters to places far away. | True | False        |
| 5 Long ago people traveled around the world by airplane.          | True | False        |

# Grammar in Use



**A** Study the grammar.

## Learn Simple Past of Regular Verbs

Now			Then	
I you we they	<b>travel</b> <b>don't travel</b>	by car.	I you he she it we they	<b>traveled</b> <b>didn't travel</b>
he she it	<b>travels</b> <b>doesn't travel</b>			

**B** Circle the correct words.

1



My grandmother  
**mail** / **mailed**  
letters to her  
friends a long  
time ago.

2



Mary **watched** /  
**didn't watch**  
the news on TV.

3



They **travel** /  
**traveled** to  
Italy by ship  
long ago.

4



We **listened** /  
**didn't listen** to  
the radio.

5



Tim and Kate  
**didn't walk** /  
**walked** to  
school.

6



I **cleaned** /  
**didn't clean**  
my room.

**C** Complete the sentences with the past tense.

walk talk watch ~~mail~~ send listen travel

A long time ago people mailed<sub>1</sub> letters to communicate. They didn't send<sub>2</sub> e-mails. They didn't travel<sub>3</sub> by car. They walked<sub>4</sub> or traveled by horse and cart. People didn't watch<sub>5</sub> the news on TV. They listened<sub>6</sub> to the radio and they sometimes talked<sub>7</sub> to each other to get news.

**D** Use the words to make sentences in the past tense.

- 1 My friend and I / not use / e-mail.  
My friend and I didn't use e-mail.
- 2 My sister / talk / to her friend / on the phone.  
\_\_\_\_\_
- 3 Olivia / not watch / TV / with her brother.  
\_\_\_\_\_
- 4 We / play / a game / in the park.  
\_\_\_\_\_

**E** What did you do yesterday? Write a (✓) or a (X). Then write true sentences.

1 walk to school	___	I _____.
2 play a game	___	_____.
3 clean my room	___	_____.
4 watch TV	___	_____.
5 use email	___	_____.
6 listen to music	___	_____.


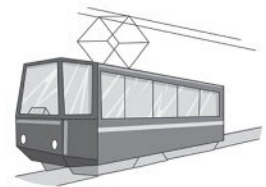
## Words

**A** Complete the chart.

~~cable car~~ horse truck boat bus motorcycle

It Has Wheels.	It Doesn't Have Wheels.
1 <u>cable car</u>	5 _____
2 _____	6 _____
3 _____	
4 _____	

**B** Look at the pictures and complete the puzzles with the words from **A**.



1


2

			c	
			a	
			b	
			l	
			e	
			c	
			a	
			r	

3


# Word Study

**A** Write the words in alphabetical order.

bicycle ~~bake~~ bench body bus bird beach beetle

1 \_\_\_\_\_ bake \_\_\_\_\_

2 \_\_\_\_\_

3 \_\_\_\_\_

4 \_\_\_\_\_

5 \_\_\_\_\_

6 \_\_\_\_\_

7 \_\_\_\_\_

8 \_\_\_\_\_

# Writing

**A** Read about communication long ago and now.

Long ago people mailed letters to each other. Letters traveled very slowly and communication was slow. Now people talk or text on the phone and send e-mails. Communication is very fast.



**B** Think about something that was different in the past. Answer the questions about it.

What did people do long ago? \_\_\_\_\_

How was it then? \_\_\_\_\_

What do they do now? \_\_\_\_\_

How is it now? \_\_\_\_\_

**C** Now write about it.

\_\_\_\_\_

\_\_\_\_\_

\_\_\_\_\_

\_\_\_\_\_

### Words




**A** Circle the action words.

arrive      ask      check  
 clerk      crowded      enter      poor  
 sick      visit

**B** Write the words from **A** under the correct picture.



sick



**C Match the beginnings of the sentences to the ends.**

- |  |                       |  |
|--|-----------------------|--|
| 1 A lot of people were on the boat. It was   | <input type="radio"/> | <input type="radio"/> a poor.                  |
| 2 He works in a supermarket. He's a          | <input type="radio"/> | <input type="radio"/> b sick.                  |
| 3 My body is hot and I'm tired. I'm          | <input type="radio"/> | <input type="radio"/> c visits them.           |
| 4 He didn't have a lot of money. He was      | <input type="radio"/> | <input type="radio"/> d crowded.               |
| 5 He mailed a letter to his friend. It       | <input type="radio"/> | <input type="radio"/> e clerk.                 |
| 6 Her grandparents live in Boston. She often | <input type="radio"/> | <input type="radio"/> f arrived a month later. |

**D Circle the odd one out.**

- 1 **clerk:** department store movie theatre park drugstore
- 2 **visit:** friends berries cousins grandparents
- 3 **crowded:** drugstore boat cable car horse
- 4 **ask:** doctor police officer radio teacher

**E Complete the text with the correct words.**

crowded ask ~~visit~~ walk checks arrive

It's Sunday. My parents visit<sub>1</sub> my sister, Maggie, in London. She has a new apartment. They travel to London by train. The train is crowded<sub>2</sub>.

A man on the train checks<sub>3</sub> their tickets. They arrive<sub>4</sub> in London in the afternoon. They ask<sub>5</sub>

a police officer where the apartment is, then they walk<sub>6</sub> to it.

They see my sister, and they're happy.





**A** Read the story quickly. Answer the question.

Why did Wendy's great grandma go to New York?

## My Grandma's Grandparents

"How did your grandparents meet, Grandma?" asks Wendy.

"My Grandpa Charles and Grandma Betty were neighbors and then classmates," says Grandma.

"In New York?" asks Wendy.

"Oh, no, Wendy. They lived in England," says Grandma. "When Grandpa Charles was 20, he traveled to New York, but Grandma Betty stayed in England. They mailed letters to each other, but the letters arrived one month later! Grandma Betty missed Grandpa Charles, so she traveled from England by ship, and she arrived in New York after seven days. The trip was awful."

"Wow! Now people often fly between England and New York, and they get there on the same day!" says Wendy.



## Comprehension

---

**A** What part of the story do you like? Check (✓).

New York     England     The ship

**B** Put the events in the correct order. Write the numbers.

\_\_\_ Grandpa Charles traveled to New York.

\_\_\_ Grandma Betty arrived in New York.

1 Grandpa Charles and Grandma Betty lived in England.

\_\_\_ Grandma Betty traveled to New York by ship.

**C** Read the questions. Check (✓) the correct answers.

1 Grandpa Charles and Grandma Betty were ...

a  neighbors.

b  friends.

2 When they were children Grandpa Charles and Grandma Betty lived in ...

a  New York.

b  England.

3 Grandma Betty ...

a  mailed letters to Grandpa Charles.

b  used the radio to talk to Grandpa Charles.

4 On the ship to New York, Grandma Betty was ...

a  happy.

b  not happy.

5 The trip to New York was ...

a  long.

b  interesting.

# Grammar in Use

## A Study the grammar.

### Learn Simple Past of Regular Verbs



<b>Did</b>	you	<b>walk?</b>	Yes,	I	<b>did.</b>
	he		he		
	she		No,	she	<b>didn't.</b>
	it			it	
	you			we	
	they			they	

Where	<b>did</b>	you	<b>live</b>	I	<b>lived</b> in New York.
What		he		He	
		she		She	
		it	<b>travel?</b>	It	<b>traveled</b> by ship.
How	you	We			
	they	They			

## B Match the questions to the answers.

- |                                       |                       |  |
|---------------------------------------|-----------------------|--|
| 1 What did Billy do?                  | <input type="radio"/> | <input type="radio"/> a She traveled by bus.             |
| 2 What did you do?                    | <input type="radio"/> | <input type="radio"/> b He baked cookies.                |
| 3 Did Maya travel to Italy?           | <input type="radio"/> | <input type="radio"/> c We played basketball.            |
| 4 How did Annie travel?               | <input type="radio"/> | <input type="radio"/> d No, he didn't. He played a game. |
| 5 Did Mark watch TV?                  | <input type="radio"/> | <input type="radio"/> e They walked to the playground.   |
| 6 What did you play?                  | <input type="radio"/> | <input type="radio"/> f Yes, they did.                   |
| 7 Where did Jose and Pete walk to?    | <input type="radio"/> | <input type="radio"/> g I cleaned my room.               |
| 8 Did Malik and Pete live in Chicago? | <input type="radio"/> | <input type="radio"/> h Yes, she did.                    |

**C** Look at the pictures and answer the questions.




Did Lucy and Bill walk home?

Yes, they did.



Did Jenny watch TV?

\_\_\_\_\_



What did they do?

\_\_\_\_\_



Did Jack talk to his mother?

\_\_\_\_\_



Where did her grandmother live?

\_\_\_\_\_



What did she cook?

\_\_\_\_\_

**D** Write about what you did yesterday.

1 Did you visit your aunt yesterday?

\_\_\_\_\_

2 Where did you walk to?

\_\_\_\_\_

3 What game or sport did you play?

\_\_\_\_\_

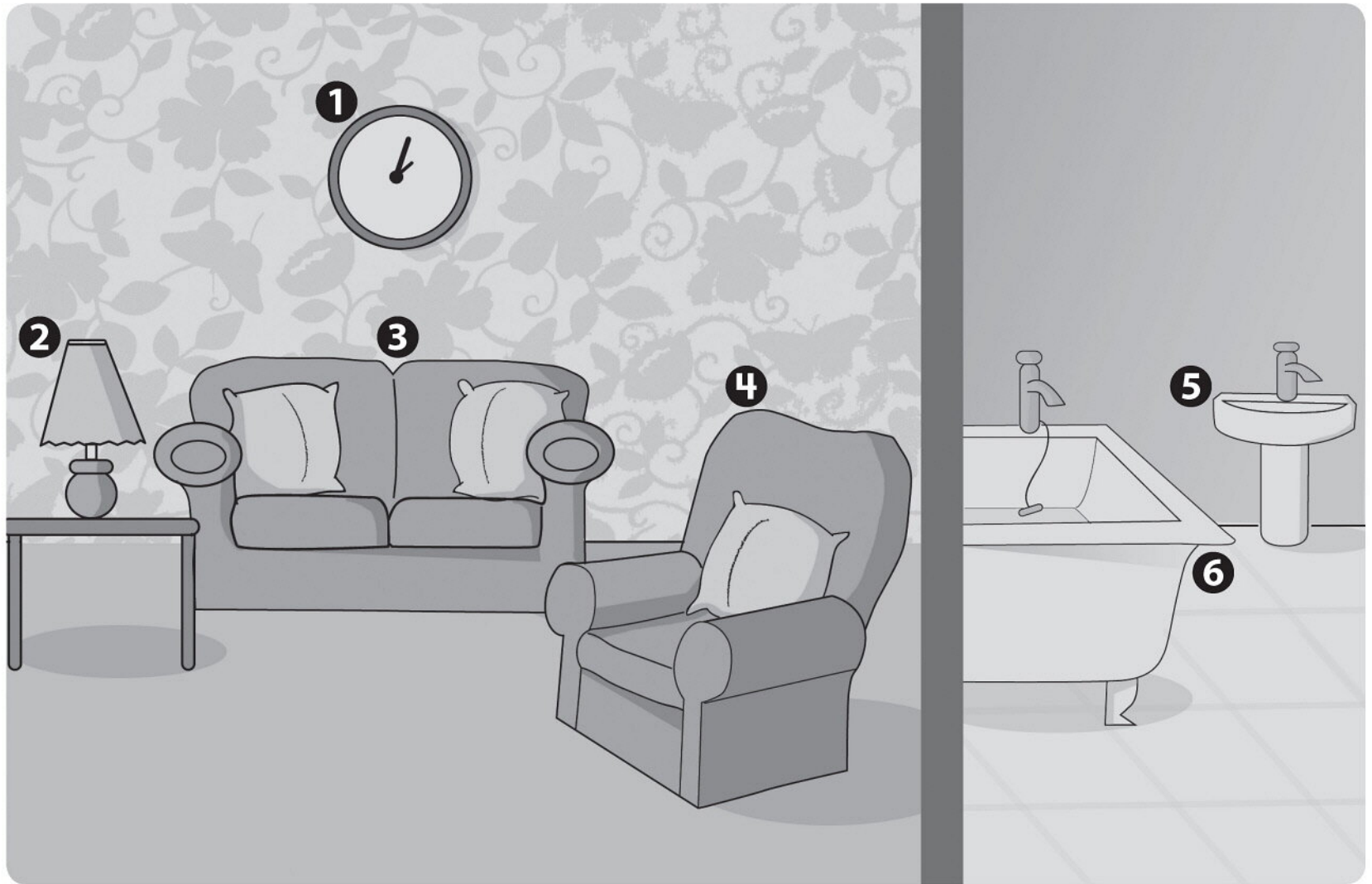
4 What TV programme did you watch?

\_\_\_\_\_

# Communicate

## Words

**A** Look at the picture and number the words.



<u>  5  </u> sink	<u>  </u> chair	<u>  </u> lamp	<u>  </u> clock	<u>  </u> bathtub	<u>  </u> couch
-------------------	-----------------	----------------	-----------------	-------------------	-----------------

**B** Complete the chart.

Things We Sit On or In	Things We Don't Sit On or In
1 _____	4 _____ sink _____
2 _____	5 _____
3 _____	6 _____

# Writing Study

---

**A** Check (✓) the verbs in the past tense.

1  asked

3  mailed

5  talk

2  travel

4  cooked

6  clean

**B** Write the past tense of these verbs.

1 listen listened

4 watch \_\_\_\_\_

7 walk \_\_\_\_\_

2 mail \_\_\_\_\_

5 print \_\_\_\_\_

8 visit \_\_\_\_\_

3 check \_\_\_\_\_

6 enter \_\_\_\_\_

9 bake \_\_\_\_\_

# Writing

---

**A** Read about how people traveled long ago and how they travel now.

Some people traveled from New York to New Jersey by horse long ago. Sometimes it was hot or cold outside. It was difficult in the rain and snow. It was slow, too. Now people travel by car. It's easy and fast.

**B** Think about traveling to a place 100 years ago and traveling to that place now. Answer the questions.

How did people travel long ago? \_\_\_\_\_

How was the trip long ago? \_\_\_\_\_

How do people travel now? \_\_\_\_\_

How is the trip now? \_\_\_\_\_

**C** Now write about traveling to that place long ago and now.

---

---

---

---

---

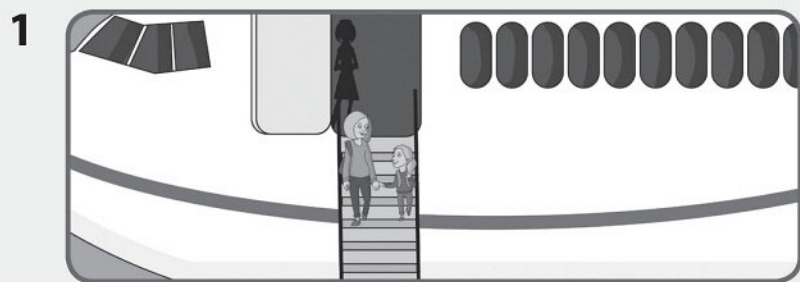
---

---

---



**C** Look at the pictures. Write *T* (True) or *F* (False).



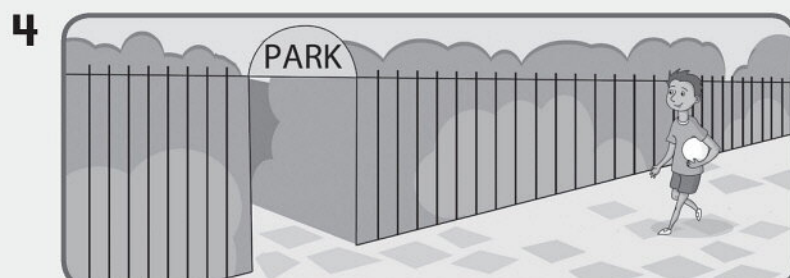
She traveled to New York by ship. F



She didn't bake an apple pie.    



She mailed a letter to her friend.    



He didn't walk to school.    

**D** Look at the chart. Write the questions and answers.

	Walk To the Park	Bake a Cake	Travel By Ship	Watch a Movie
Stevie	✓	✗	✗	✓
Rosie	✗	✓	✓	✗

1 Stevie / travel by ship? Did Stevie travel by ship? No, he didn't.

2 Where / Stevie / walk to? \_\_\_\_\_

3 Rosie / watch a movie? \_\_\_\_\_

4 What / Stevie / watch? \_\_\_\_\_

5 What / Rosie / bake? \_\_\_\_\_

6 Stevie / bake a cake? \_\_\_\_\_



## BIG QUESTION 4

## When do we use subtraction?

Think about the Big Question. Write.

What do you know?

---



---



---



---



---



---



---



---

What do you want to know?

---



---



---



---



---



---



---




---

## Words

A Circle the correct word for each picture.

1



take away

test score

row

2


$$64 - 30 = 34$$

subtraction

take away

column

3




left

row

take away

4



column

left

test score

5

	A	B	C
1			
2			

subtraction

column

row

6

	A	B	C	D
1				
2				
3				

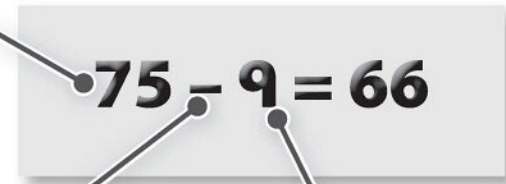
take away

column

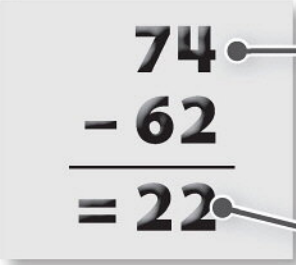
minus sign

**B** Write the words.

single-digit number   double-digit number   minus sign   ~~row~~   column


1            row 

2                                 3           

 4           

5           

**C** Match the beginnings of the sentences to the ends.

- |  |   |                            |
|--|---|----------------------------|
| 1 Twenty-six is                                  | ● | ● a have a minus sign      |
| 2 When we subtract                               | ● | ● b three apples left.     |
| 3 All subtraction problems                       | ● | ● c we take things away.   |
| 4 I have seven apples. I eat four apples. I have | ● | ● d a double-digit number. |
- 

**D** Look at the table. Complete the sentences.

	1	2	3	4	5	6	7
<b>A</b>	64	-	6	=	58		92
<b>B</b>						-	49
<b>C</b>						=	43

- 1 A2 is a            minus sign
- 2 A1 to A5 is a            problem in a           .
- 3 A7 to C7 is a            problem in a           .
- 4 A2 tells me to            6 from 64.
- 5 C7 tells me that 43 are           .
- 6 A3 is a            number.
- 7 B7 is a            number.

**A** Read the text quickly. Answer the question.

How much time does Kabir have left?

---

# Things We Subtract

<sup>1</sup> We use subtraction every day. When we buy things, we subtract to find out how much money we have left. Look at this example. Rosa had ten dollars. She bought a book for four dollars. She takes away four from ten and finds out she has six dollars left.

<sup>2</sup> We can subtract time too. For example, Kabir's class starts in forty-five minutes. He can walk to class in thirty minutes. He subtracts thirty from forty-five and finds out he has fifteen minutes left. Hurry up, Kabir!

## Think

Reread this part slowly.  
Do you understand it?



<sup>3</sup> You try this one. Ms. Zerilli is baking a pie. She put the pie in the oven ten minutes ago. It needs to bake for fifty minutes. How much time does the pie still need to bake?

## Comprehension

---

**A** What part of the text do you like? Check (✓).

Rosa  Kabir  Ms Zerilli

**B** Look at the word problem in paragraphs 1–3. Write the number problems.

Paragraph 1

$$10 - 4 = 6$$

Paragraph 2

Paragraph 3

**C** Circle *True* or *False*. Correct the false statements.

1 When we buy things, we subtract to find out how much money we can have.

**True** **False**

We subtract to find out how much money we have left.

2 After Rosa buys the book, she has six dollars to spend.

**True** **False**

3 Kabir needs to hurry because he has fifteen minutes to get to class.

**True** **False**

4 Ms. Zerilli's pie still needs to bake for ten minutes.

**True** **False**

# Grammar in Use

**A** Study the grammar.

## Learn Simple Past of Irregular Verbs





I you he she it we they	<b>ate</b>	an apple.
	<b>didn't eat</b>	



**B** Write the past tense.

- |        |               |         |       |        |       |
|--------|---------------|---------|-------|--------|-------|
| 1 buy  | <u>bought</u> | 4 drink | _____ | 7 fly  | _____ |
| 2 have | _____         | 5 eat   | _____ | 8 sell | _____ |
| 3 go   | _____         | 6 see   | _____ | 9 give | _____ |

**C** Match the beginnings of the sentences to the ends.

<p>1 </p>	<p>Lisa didn't ...</p>	<p><input type="radio"/> a buy new sneakers.</p>
<p>2 Malik ...</p>	<p></p>	<p><input type="radio"/> b ate three cookies.</p>
<p>3 </p>	<p>Leela ...</p>	<p><input type="radio"/> c eat a sandwich.</p>
<p>4 Ian didn't ...</p>	<p></p>	<p><input type="radio"/> d bought a new jacket.</p>

**D** Read these sentences about yesterday and circle the correct words.

- 1 My mother and father **drink** / **drank** coffee.
- 2 I didn't **see** / **saw** you in the park.
- 3 The girls **have** / **had** cookies and fruit in their backpacks.
- 4 Jack and Betsy didn't **go** / **went** to school.

**E** Complete the subtraction problems with the past tense. Then solve the problems.

go fly eat sell ~~buy~~

- 1 Thomas had twenty-five dollars. He bought a pin for five dollars. How many dollars were left? twenty
- 2 Yoko had thirty-two cookies. She \_\_\_\_\_ six. How many cookies were left? \_\_\_\_\_
- 3 The man had forty-eight balloons. He \_\_\_\_\_ thirty-three. How many balloons were left? \_\_\_\_\_
- 4 Joe saw fifty-one birds in a tree. Forty-six birds \_\_\_\_\_ away. How many birds were left? \_\_\_\_\_
- 5 Eighteen boys played ball on the playground. Ten \_\_\_\_\_ home. How many boys were left? \_\_\_\_\_

**F** What did you do yesterday? Write a (✓) or a (X). Then write sentences.

1 eat pasta	___	I _____.
2 buy a new T-shirt	___	_____.
3 drink soda	___	_____.
4 see my teacher	___	_____.



# Word Study


**A** Circle the word with a different amount of syllables.

- 1 double    crowded    thirsty    full
- 2 score    row    number    take
- 3 hungry    twenty    many    Internet
- 4 thirsty    dirty    check    mixture
- 5 gills    amphibian    skin    fur
- 6 sleepy    hungry    thirsty    dangerous

# Writing

**A** Read this subtraction problem.

There were twenty-five icicles on the house.  
The sun came out and melted nineteen icicles.  
How many icicles were left?



**B** Think about an interesting subtraction problem and answer the questions.

How many things were there? \_\_\_\_\_

What happened to the things? \_\_\_\_\_

How many things were left? \_\_\_\_\_

**C** Now write the subtraction problem in words.

---

---

---

---

---



### Words

**A** Draw a line and join the action words in order.

let go	pasta	dirty	baker	visit
jar	hide	column	dig up	hungry
bored	thirsty	steal	mixture	greedy

What letter do the lines form? Write the letter: \_\_\_\_\_

**B** Look at the pictures and write the words.

let go   steal   ~~dig up~~   hide   jar   greedy   bored   baker   cook



\_\_\_\_\_

dig up



**C Match the sentences to the words.**

- |   |                                  |  |
|---|----------------------------------|--|
| 1 Someone who makes bread, cakes, and cookies.        | <input checked="" type="radio"/> | <input type="radio"/> a bored            |
| 2 You have a lot of things, but you want more things. | <input type="radio"/>            | <input checked="" type="radio"/> b baker |
| 3 Someone who makes food in restaurants and hotels.   | <input type="radio"/>            | <input type="radio"/> c jar              |
| 4 We can put things in this.                          | <input type="radio"/>            | <input type="radio"/> d cook             |
| 5 You don't have interesting things to do.            | <input type="radio"/>            | <input type="radio"/> e greedy           |

**D Circle the correct words, then write the words to complete the sentences.**

- 1 The farmer digs up the potatoes with his hands.
- a visits
  - b hides
  - c digs up
- 2 My mom puts some sugar into an empty \_\_\_\_\_.
- a cream
  - b chair
  - c jar
- 3 A \_\_\_\_\_ makes pasta, salad, soup, and other things to eat.
- a doctor
  - b cook
  - c baker
- 4 It's a rainy day. Rosie can't play outside. She's \_\_\_\_\_.
- a greedy
  - b bored
  - c fierce
- 5 It isn't good to \_\_\_\_\_ things from other people.
- a ask
  - b check
  - c steal

**A** Read the story quickly. Answer the question.

What does Sammy Squirrel dig up?

---

## Sammy's Missing Acorns

It was fall. "Get ready for winter!" said Sammy Squirrel to his lazy cousin. "You work too hard!" said Lazy Larry. "No, I don't," said Sammy, and he ran off to dig up more acorns.

When he got back home he said, "Now I have 100 acorns. I have enough for winter." Sammy counted the acorns and saw that 10 were missing! The next day, another 20 acorns were missing, and the next day, another 15 acorns were missing!

Sammy ran to Lazy Larry's house. "Someone stole my acorns! I'm not happy!" "Really?" said Larry. "That's awful!". Sammy looked around Lazy Larry's house and saw acorns all over. He counted 45 acorns! Who stole Sammy's acorns? Larry did! Sammy wasn't happy. Larry apologized and returned 45 acorns to Sammy.



## Comprehension

---

**A** What part of the story do you like? Check (✓).

Sammy Squirrel       Lazy Larry       The end of the story

**B** Number the sentences in the correct order. Then write B (beginning) for one sentence, M (middle) for four sentences, and E (end) for one sentence.

\_\_\_ Sammy saw acorns all over Lazy Larry's house. \_\_\_

\_\_\_ Sammy wasn't happy with Larry. \_\_\_

\_\_\_ There were acorns missing from Sammy's house. \_\_\_

\_\_\_ Sammy ran off to dig up more acorns. \_\_\_

1 "Get ready for winter!" said Sammy Squirrel to Lazy Larry. B

\_\_\_ Larry gave back the acorns. \_\_\_

**C** Answer the questions.

1 Do Sammy Squirrel and Lazy Larry live in the same house?

No, they don't.

2 How many acorns did Sammy Squirrel have for winter?

\_\_\_\_\_

3 How does Lazy Larry get acorns?

\_\_\_\_\_

4 Is Sammy Squirrel smart? Why/Why not?

\_\_\_\_\_

\_\_\_\_\_

5 Is Lazy Larry smart? Why/Why not?

\_\_\_\_\_

\_\_\_\_\_

6 Why did Lazy Larry give acorns to Sammy Squirrel?

\_\_\_\_\_

\_\_\_\_\_

# Grammar in Use

## A Study the grammar

### Learn Simple Past of Irregular Verbs



<b>Did</b>	you	<b>eat</b> an apple?
	he	
	she	
	it	
	you	
	they	

Yes,	I he she it	<b>did.</b>
No,	we they	<b>didn't.</b>

What	<b>did</b>	you	<b>do?</b>
Where		he she it	<b>go?</b>
How many		you they	<b>eat?</b>

I	<b>drank</b> some water.
He She It	<b>went</b> to the park.
We They	<b>ate</b> three.

## B Circle the correct words.

1 Did the boys **run** / **ran** to the playground?

**Yes** / **No**, they did.

2 **What** / **Where** did Paul and Jack drink?

They **drink** / **drank** orange juice.

3 Did the dog **steal** / **stole** a sausage?

No, it **did** / **didn't**.

4 **How many** / **What** balloons did you buy?

We **buy** / **bought** fourteen balloons.

5 Did Emily **make** / **made** a sandwich?

**Yes** / **No**, she didn't.

**C** Look at the pictures and answer the questions.

1



Where did Mark and his father go?


They went to the bakery.

2



Did Pedro have three kites?

3



How many ice pops did the girls eat?

4



Did the cook make pasta?

**D** Match the questions to the correct answers.

- 1 What did the monkey steal?
- 2 Did Aisha go to the candy store?
- 3 Did the rabbit dig up a carrot?
- 4 How many sausages did the dog eat?

- a It ate two.
- b It stole a banana.
- c Yes, it did.
- d No, she didn't.

**E** What did you do yesterday? Answer the questions.

1 Did you eat candy?

\_\_\_\_\_

2 Did you make a sandwich?

\_\_\_\_\_

3 How many friends did you see?

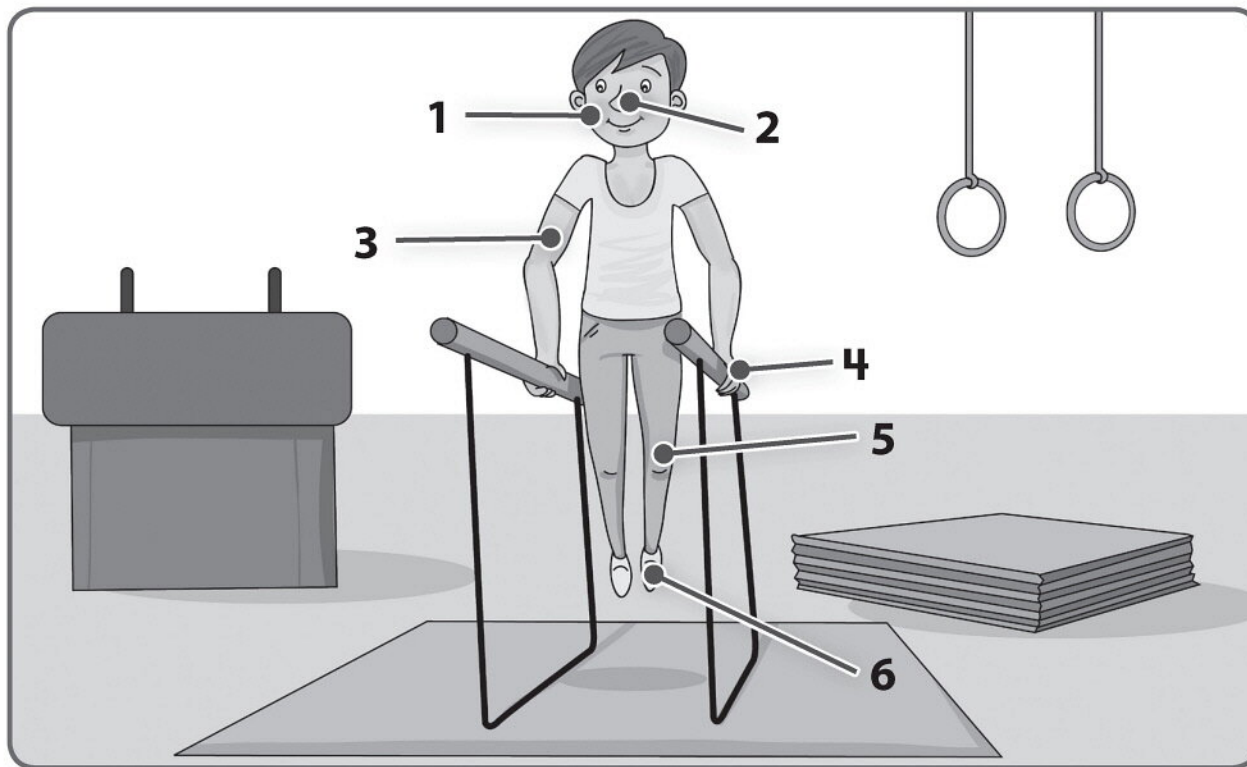
\_\_\_\_\_

4 Did you drink milk?

\_\_\_\_\_

## Words

**A** Look at the picture and number the words.



\_\_\_ arm

\_\_\_ knee



1 face

\_\_\_ hand

\_\_\_ foot

\_\_\_ nose

**B** Read the sentences and write the letters.



**a** a monkey

**b** a goldfish

**c** a horse

**d** a spider

**e** ~~an eagle~~

**1** This animal has two legs, two feet, and a face. It doesn't have arms or hands.

What is it?  e

**2** This animal doesn't have legs, knees, arms, hands, or feet. What is it?      

**3** This animal doesn't have hands, arms, or a nose, but it has eight legs.

What is it?      

**4** This animal has two arms, two hands, two legs, two feet, and a very cute face.

What is it?      

**5** This animal has four legs, knees, and feet. It has a big face. It doesn't have

arms or hands. What is it?

# Writing Study

## A Write the short forms

1 cannot can't

2 should not \_\_\_\_\_

3 do not \_\_\_\_\_

4 does not \_\_\_\_\_

5 did not \_\_\_\_\_

6 is not \_\_\_\_\_

## B Circle the possible short forms, then write them.

1 The squirrel did not hide the acorns. didn't

2 You should not talk in the library. \_\_\_\_\_


3 My sister does not want candy. \_\_\_\_\_

4 The monkey cannot swim. \_\_\_\_\_

# Writing

## A Read about three things Tony did last night.

I read a book. It was interesting. I watched TV with my brother and sister. Then I went to bed.



## B Complete the chart about three things you did last night.

1	_____
2	_____
3	_____

## C Now write about the things you did last night.

\_\_\_\_\_

\_\_\_\_\_

\_\_\_\_\_

\_\_\_\_\_



**A** Complete the sentences.


tired greedy stole single-digit row  
column dirty double-digit ~~subtraction~~

1  $9 - 5 = 4$

This is a subtraction problem. The numbers are in a \_\_\_\_\_. Nine and five are \_\_\_\_\_ numbers.

2 
$$\begin{array}{r} 58 \\ - 50 \\ \hline 8 \end{array}$$
 This problem is in a \_\_\_\_\_. Fifty-eight and fifty are \_\_\_\_\_ numbers.

3 Look at the cat.  
It's \_\_\_\_\_  
and \_\_\_\_\_.



4 The \_\_\_\_\_  
monkey \_\_\_\_\_  
some fruit.



**BIG QUESTION 4**

**When do we use subtraction?**

**B** Complete the sentences. Use the past tense.

1 Joe's mother had ten cookies. Joe ate five cookies.  
(have, eat)


2 The baker \_\_\_\_\_ twelve apple pies. He \_\_\_\_\_ three.  
(make, sell)

3 Thirteen monkeys \_\_\_\_\_ in a tree. Nine \_\_\_\_\_ away.  
(hide, run)

4 Bobby \_\_\_\_\_ six birds. Two \_\_\_\_\_ away. (buy, fly)

**C** Write the questions. Then answer them.

1



ten / buy / did / Anna / pencils ?

Did Anna buy ten pencils?

Yes, she did.

2




cook / did / soup / the / make ?

\_\_\_\_\_

\_\_\_\_\_

3



eat / pies / you / how many / did ?

\_\_\_\_\_

\_\_\_\_\_

4



did / what / drink / Andy ?

\_\_\_\_\_

\_\_\_\_\_



**BIG QUESTION 5**

**How do people get along with each other?**

Think about the Big Question. Write.

**What do you know?**

---

---

---

---

---

---

---

---

**What do you want to know?**

---

---

---

---

---

---

---

---

**Words**

**A** Look at the pictures and write the words.

~~take turns~~    litter    lifeguard  
polite    clean up    librarian

1



take turns

2



\_\_\_\_\_

3



\_\_\_\_\_

4



\_\_\_\_\_

5



\_\_\_\_\_

6



\_\_\_\_\_

**B Complete the chart.**

~~librarian~~ take turns clean up litter  
 crossing guard principal lifeguard

People	Actions
1 <u>librarian</u>	5 _____
2 _____	6 _____
3 _____	7 _____
4 _____	

**C Circle True or False.**

- |   |             |              |
|---|-------------|--------------|
| 1 Crossing guards and traffic lights help keep us safe. | <b>True</b> | <b>False</b> |
| 2 It's polite to take turns with friends.               | <b>True</b> | <b>False</b> |
| 3 It's good to litter.                                  | <b>True</b> | <b>False</b> |
| 4 We should always clean up after we play.              | <b>True</b> | <b>False</b> |
| 5 Lifeguards keep us safe at the beach.                 | <b>True</b> | <b>False</b> |
| 6 Principals don't make the school rules.               | <b>True</b> | <b>False</b> |

**D Change the underlined words to make the sentences correct.**

- 1 The crossing guard helps us find books in the library. librarian
- 2 The children litter after they bake cookies. \_\_\_\_\_
- 3 The principal works at a swimming pool and keeps us safe there. \_\_\_\_\_
- 4 The librarian keeps children safe on the street. \_\_\_\_\_
- 5 Jimmy and Susie don't fight on the playground because they clean up on the swing. \_\_\_\_\_
- 6 The street is dirty. Students shouldn't take turns in the street. \_\_\_\_\_
- 7 The lifeguard helps all the students and teachers in a school. \_\_\_\_\_

**A** Read the text quickly. Answer the question.

In a museum, who can we ask for help?

---

## A VISIT TO A Museum

A museum is a great place where we can look at lots of interesting things. You can learn a lot and have fun, too. There are rules we should follow in a museum so everyone can enjoy their visit.



### These are some of those rules:

- Be quiet. Don't shout or be too loud.
- Be thoughtful. Take turns so everyone can look at the things.
- Be safe. Don't run in the museum and don't jump on things.
- Ask a guard when you need help.
- Don't touch things that aren't yours.
- Listen to your teacher.
- Keep the museum clean. Don't litter.
- Eat and drink only in the museum cafeteria.
- Clean up after you eat.

### Think

What should you do in a museum?  
What shouldn't you do in a museum?



# Grammar in Use

**A** Study the grammar.

## Learn Possessive Pronouns

This	is isn't	<b>my</b> <b>your</b> <b>his</b> <b>her</b> <b>its</b> <b>our</b> <b>their</b>	ball.
------	-------------	--	-------

This ball	is isn't	<b>mine.</b> <b>yours.</b> <b>his.</b> <b>hers.</b> <b>ours.</b> <b>theirs.</b>
-----------	-------------	--

Is this ball	<b>yours?</b> <b>his?</b> <b>hers?</b> <b>theirs?</b>
--------------	--

Yes,	it	is.
No,		isn't.

<b>Whose</b> ball is this?
----------------------------

It's	<b>mine.</b> <b>yours.</b> <b>his.</b> <b>hers.</b> <b>ours.</b> <b>theirs.</b>
------	--



**B** Complete the chart

I	my	mine
	your	
		his
she		
		its
	our	
they		

**C** Circle the correct word.

- 1 That book has her name on it. It's **his** / **hers**.
- 2 This jacket is **his** / **mine**. My grandmother gave it to me.
- 3 Those cookies are **ours** / **theirs**. They baked them yesterday.
- 4 He's a librarian. This desk is **his** / **hers**.
- 5 Are these sneakers **its** / **yours**?
- 6 That treehouse is **theirs** / **ours**. We built it together.

**D** Look at the pictures and answer the questions.

1 Whose kitten is that?



It's hers. \_\_\_\_\_

2 Whose notebooks are those?



\_\_\_\_\_

3 Whose doll is that?



\_\_\_\_\_

4 Whose cap is this?



\_\_\_\_\_

5 Whose cake is this?



\_\_\_\_\_



## Words

**A** Look and number the pictures.

1 crosswalk

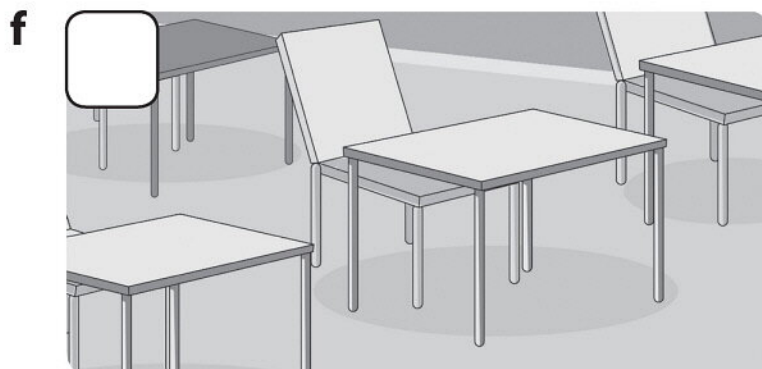

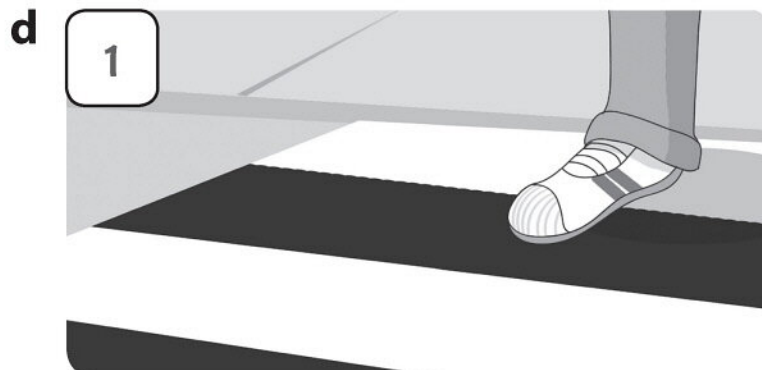
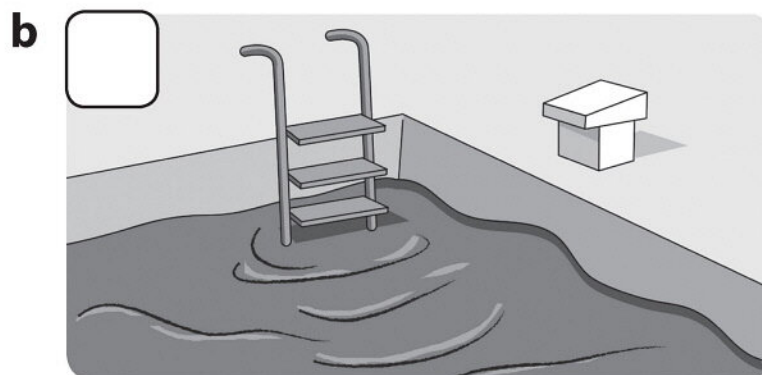
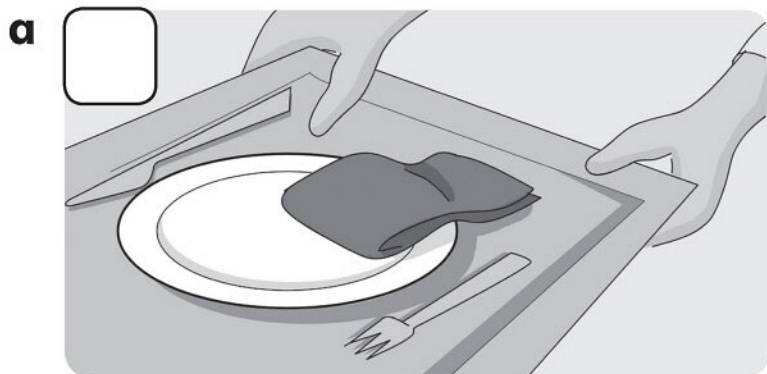
3 swimming pool

5 living room

2 classroom

4 kitchen

6 cafeteria



**B** Read the words and write the places.

1 swim water

lifeguard: swimming pool

2 couch lamp

watch TV: \_\_\_\_\_

3 street traffic lights

crossing guard: \_\_\_\_\_

4 school food

eat lunch: \_\_\_\_\_

5 chairs teacher

desks: \_\_\_\_\_


6 food cook

home: \_\_\_\_\_

# Word Study

**A** Circle the correct word.

1



take **up** / **away**

2



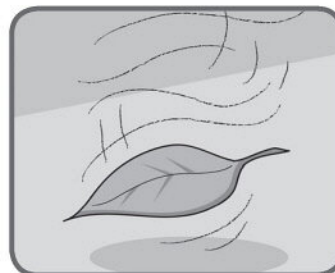
stand **down** / **up**

3



clean **up** / **away**

4



fall **down** / **away**

# Writing

**A** Read about the rules at Kate's house.

My mother makes the rules at my house for my brother and me. We should clean our rooms every day. We should do our homework before we watch TV. We shouldn't go to bed late.

**B** Complete the chart about the rules at your house.

<b>Who makes the rules?</b> _____
<b>Rule 1</b> _____
<b>Rule 2</b> _____
<b>Rule 3</b> _____

**C** Now write about the rules at your house.

\_\_\_\_\_

\_\_\_\_\_

\_\_\_\_\_

\_\_\_\_\_



### Words

**A** Look at the picture. Number the words.



<u>6</u> wash	___ knock	___ put away
___ grab	___ pass	___ share

**B** Complete the puzzle. Then find the secret word and complete the sentence.



	1	p	a	s	s		
2							
3							
			4				
5							

Remember! It's good to \_\_\_\_\_ things with your friends!

**C** Circle the correct word.

1 It's very \_\_\_\_\_ to grab food at the table.

- a** nice                      **b** rude

2 It's good to \_\_\_\_\_ your toys with your friends.

- a** share                      **b** wash

3 It's \_\_\_\_\_ to take turns when we play on the swings.

- a** nice                      **b** rude


4 You should always \_\_\_\_\_ your hands before you eat.

- a** put away                      **b** wash

**A** Read the story quickly. Answer the question.

Who shared all the food at lunch?

## Lunch at Frog's House



Frog invited Turtle and Lizard for lunch. Turtle knocked on the door and asked, “May I come in?” Lizard didn’t knock or ask. He just opened the door and walked in. Turtle brought fruit for Frog. Lizard didn’t bring anything. Turtle washed before he came to the table, but Lizard didn’t.

**Think**

Is Turtle polite?

At lunch Turtle shared all the food. Lizard grabbed all the fruit and didn’t share it. Turtle asked Frog to pass the food, but Lizard just grabbed his.

After lunch, Turtle helped Frog clean up, but Lizard went home early. He didn’t say, “Thank you.” or “Goodbye.”

**Think**

Is Lizard thoughtful?

Turtle invited Frog for lunch the next day, but he didn’t invite Lizard. Do you know why?

## Comprehension

---

**A** What part of the story do you like? Check (✓).

Frog  Turtle  Lizard

**B** Circle the correct the theme of the story.

- 1 It's fun to have lunch with friends.
- 2 We should eat a lot of fruit.
- 3 We should always be polite and thoughtful.

**C** Circle *True* or *False*. Correct the false statements.

1 Turtle invited Frog and Lizard to lunch.

**True** **False** Frog invited Turtle and Lizard. \_\_\_\_\_

2 Lizard is polite.

**True** **False** \_\_\_\_\_

3 Lizard brought food to share.

**True** **False** \_\_\_\_\_

4 Turtle is thoughtful.

**True** **False** \_\_\_\_\_

5 Turtle cleaned up after lunch.

**True** **False** \_\_\_\_\_

6 Lizard left before Turtle.

**True** **False** \_\_\_\_\_

7 Turtle, Frog, and Lizard have lunch together the next day.

**True** **False** \_\_\_\_\_

# Grammar in Use

**A** Study the grammar.

## Learn Can and May

<b>May</b>	I we	<b>come</b> in?
------------	---------	-----------------

Yes, you	<b>may</b> .
----------	--------------

No, you	<b>may not</b> .
---------	------------------

<b>Can</b>	I you he	<b>have</b> a cookie?
	she it we they	

Yes,	I you he	<b>can</b> .
No,	she it we they	<b>can't</b> .



**B** Match the beginnings of the sentences to the ends.

- |                 |   |     |                         |
|-----------------|---|-----|-------------------------|
| 1 Can I have    | ● | ● a | a game on the Internet? |
| 2 May we come   | ● | ● b | in?                     |
| 3 May I use     | ● | ● c | with us?                |
| 4 Can he bring  | ● | ● d | some apple juice?       |
| 5 May we play   | ● | ● e | your phone?             |
| 6 Can she come  | ● | ● f | the window?             |
| 7 Can they show | ● | ● g | his dog?                |
| 8 May I open    | ● | ● h | you their art project?  |

**C** Look at the pictures. Write the questions and complete the answers.

1



Can / watch TV?

Can we watch TV?

No, you can't.

2



May / use your ruler?

\_\_\_\_\_

Yes, \_\_\_\_\_

3



Can / have a sandwich?

\_\_\_\_\_

Yes, \_\_\_\_\_

4



May / go outside?

\_\_\_\_\_

No, \_\_\_\_\_

5




Can / play a video game?

\_\_\_\_\_

No, \_\_\_\_\_

6



May / go to the playground?

\_\_\_\_\_

Yes, \_\_\_\_\_

**D** Check (✓) the questions you ask at home.

1  May I watch TV?

2  Can I play outside?

3  May I go on the Internet?

4  Can I make a sandwich?

5  May I have some soda?

6  Can I play a video game?



# Communicate

## Words

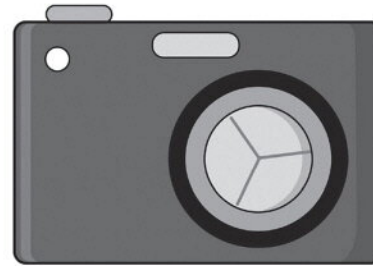
**A** Circle the correct word.

1



computer  
headphones

2




laptop  
camera

3



tablet  
cell phone

4



tablet  
headphones

5



computer  
cell phone

6



laptop  
camera

**B** Complete the chart with the words in **A**.

We Can Play Games On It	We Can't Play Games On It
1 _____ computer _____	5 _____
2 _____	6 _____
3 _____	
4 _____	

# Writing Study

## A Complete the sentences.

- 1 It was clean yesterday. It is dirty now.
- 2 I \_\_\_\_\_ happy yesterday. I \_\_\_\_\_ sad today.
- 3 Her students \_\_\_\_\_ rude yesterday. They \_\_\_\_\_ polite today.
- 4 My parents \_\_\_\_\_ in Italy yesterday. They \_\_\_\_\_ in England today.
- 5 It \_\_\_\_\_ sunny yesterday. It \_\_\_\_\_ raining now.
- 6 The dog \_\_\_\_\_ quiet yesterday. It \_\_\_\_\_ loud today.

# Writing

## A Read about Janet, a very thoughtful person.

Janet is my friend. She's a very thoughtful person. She takes turns. She always shares her candy, too. She puts away her toys and cleans up. She is never loud, and she never grabs things.



## B Think about a rude or a thoughtful person. Answer the questions.

- 1 What's the person's name? \_\_\_\_\_
- 2 Is he / she thoughtful or rude? \_\_\_\_\_
- 3 What does he / she always do? \_\_\_\_\_
- 4 What does he / she never do? \_\_\_\_\_

## C Now write about that person.

---

---

---

---

---

---

---

---



**C** Look at the pictures. Complete the questions and write the answers.



1 Can we go \_\_\_\_\_ ?

\_\_\_\_\_



2 Whose \_\_\_\_\_ ?

\_\_\_\_\_



3 May I use \_\_\_\_\_ ?

\_\_\_\_\_



4 Is this \_\_\_\_\_ ?

\_\_\_\_\_

**D** Complete the sentences.

down are ~~up~~ were away was

- 1 We're cleaning up the classroom.
- 2 Miguel and Tim \_\_\_\_\_ in the living room now.
- 3 My mother put \_\_\_\_\_ the cookies after lunch.
- 4 I \_\_\_\_\_ very tired yesterday.
- 5 The students always sit \_\_\_\_\_ on the school bus.
- 6 My friends and I \_\_\_\_\_ at the swimming pool yesterday.



**BIG QUESTION 6**

**Why should we take care of the Earth?**

Think about the Big Question. Write.

**What do you know?**

---

---

---

---

---

---

---

---

---

---

**What do you want to know?**

---

---

---

---

---

---

---

---

---

---

**Words**

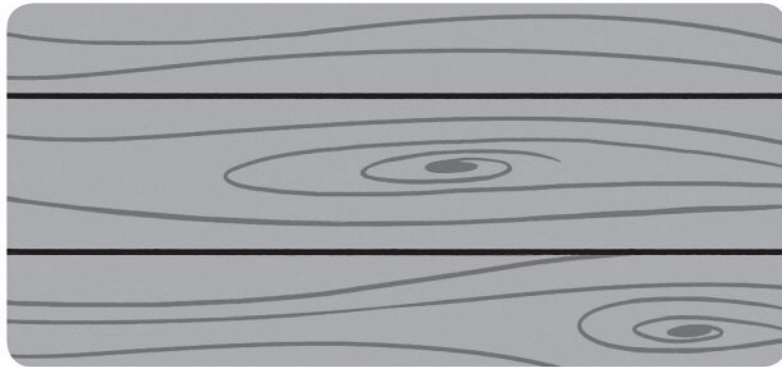
**A** Circle the correct word for each picture.

1




resources / sunlight

2



trash / wood

3



land / landfill

4



trash / smoke

**B** Complete the chart.

~~water~~ land trash smoke sunlight  
wood landfill

Natural Resources	Hurting Natural Resources
1 <u>                                </u> water	5 <u>                                </u>
2 <u>                                </u>	6 <u>                                </u>
3 <u>                                </u>	7 <u>                                </u>
4 <u>                                </u>	

**C** Match the beginnings of the sentences to the ends.

- |                                      |   |                              |
|--------------------------------------|---|------------------------------|
| 1 It isn't thoughtful to             | ● | a in landfills.              |
| 2 On a sunny day, there's            | ● | b so I reuse it.             |
| 3 There's a lot of trash             | ● | c throw trash on the ground. |
| 4 I wash a jar and put things in it, | ● | d the earth's resources.     |
| 5 We should take care of             | ● | e a lot of sunlight.         |


**D** Circle the incorrect words. Write the correct words.

- 1 I reuse plastic bags. I want to throw the trash I make. reduce
- 2 The farmer plants vegetables on his landfill. \_\_\_\_\_
- 3 It isn't healthy to breathe air with steam in it. \_\_\_\_\_
- 4 We get pasta from trees. \_\_\_\_\_
- 5 Water, trees, air, and land are landfills. \_\_\_\_\_
- 6 Smoke and trash are good for the natural resources. \_\_\_\_\_

**A** Read the text quickly. Answer the question.

Where does most of the water we drink come from?

# Water



Water is a very important natural resource, and we need to take care of it. People, animals, plants, and trees all need water to live and grow. We also need water to keep us clean and healthy and to wash our things.

To get clean rainwater we need clean air. Most of the water we drink comes from rain. There are drops of rain in clouds above us. When rain falls through dirty air, it gets dirty. When rain falls through clean air, it doesn't get dirty.

### Think

What's the main idea?  
What is a detail?

Sometimes people don't take care of water. They use too much water or throw trash in it and make it dirty. Sometimes oil goes into the sea from big ships, and this makes the water dirty. Dirty water isn't healthy for people, fish, birds, and other animals.

### Think

What's the main idea?  
What is a detail?

We all need to take care of water, because all living things need it.

## Comprehension

**A** What part of the text do you like? Check (✓).

The animals     The water     The clean air

**B** Answer the questions.

### Paragraph 1

1 What is the main idea?

\_\_\_\_\_

2 What is one detail?

\_\_\_\_\_

**C** Circle *True* or *False*. For false statements, circle the incorrect word, then write the correct word.

1 Water is important because nonliving things need it to live and grow.

**True**    **False**    living

2 A lot of the water we drink comes from the ground.

**True**    **False**    \_\_\_\_\_

3 Dirty air means dirty water.

**True**    **False**    \_\_\_\_\_

4 Trash is good for fish.

**True**    **False**    \_\_\_\_\_

5 Fish put oil in the water. This makes the water dangerous.

**True**    **False**    \_\_\_\_\_

6 People should use a lot of water every day.

**True**    **False**    \_\_\_\_\_

7 When people and animals drink dirty water, they can get sick.

**True**    **False**    \_\_\_\_\_



# Grammar in Use

**A** Study the grammar.

## Learn Prepositions of Place

The honeybee is

**above**  
**across from**  
**behind**  
**in front of**  
**between**

the flowers.




**B** Look at the pictures and circle the correct words.

1




The plants are **behind** / **between** the flowers.

2




The lake is **above** / **in front of** the woods.

3




The bird is **above** / **across from** the building.

4




The school is **across from** / **behind** the park.

5



The squirrels are **between** / **behind** the tree.


6



The rabbit is **above** / **between** the cats.


**C** Look at the pictures and complete the sentences.

1



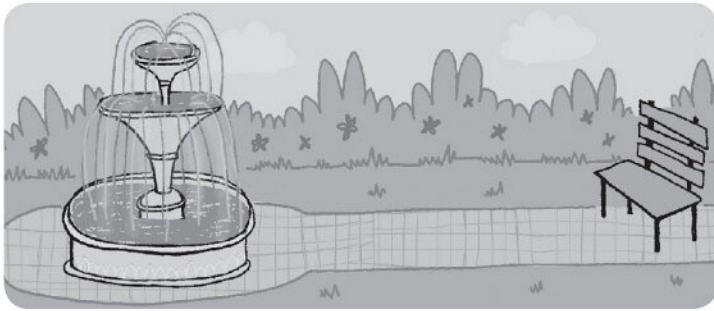
The roses are between  
the statues.

2




The smoke is \_\_\_\_\_  
the factory.

3




The bench is \_\_\_\_\_  
the fountain.

4



The fish is \_\_\_\_\_  
the seaweed.

5



The table is \_\_\_\_\_  
the chairs.

6



The TV is \_\_\_\_\_  
the couch.

**D** Answer the questions about your bedroom.

1 Where is your bed? \_\_\_\_\_

2 Where is your chair? \_\_\_\_\_

3 Where is the window? \_\_\_\_\_

4 Where is the door? \_\_\_\_\_

5 Where are your books? \_\_\_\_\_

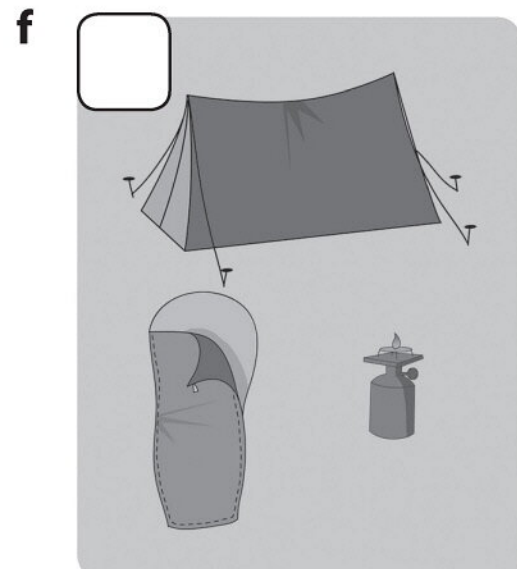


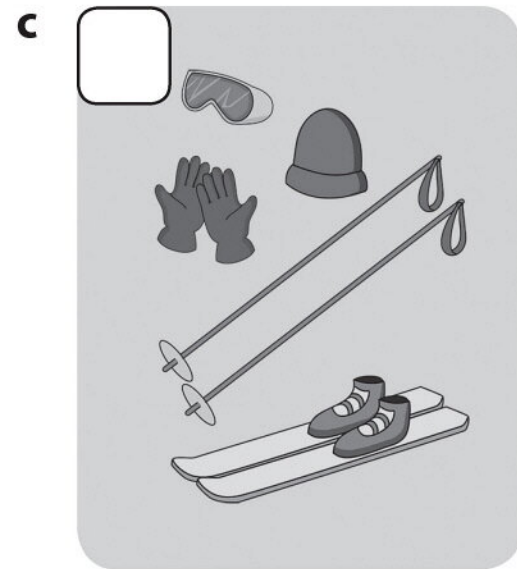
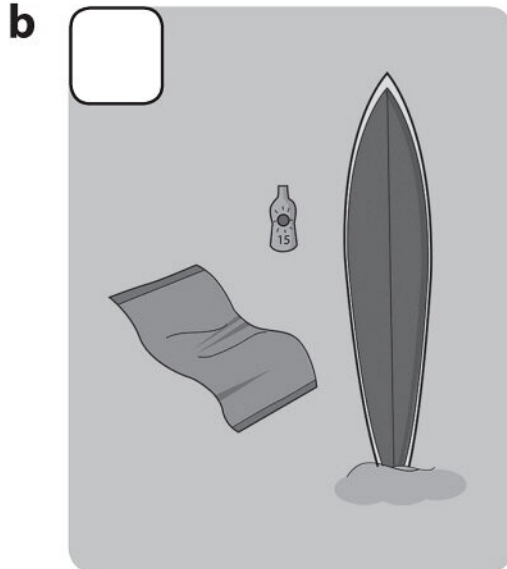
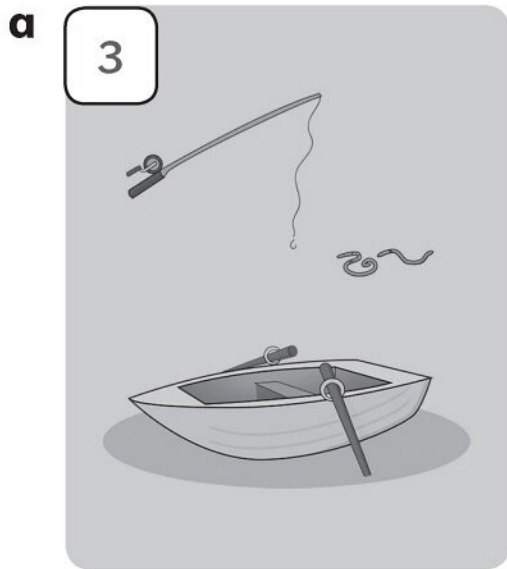
6 Where are your shoes? \_\_\_\_\_

# Communicate

## Words

**A** Look and number the pictures.

1 camp 2 hike 3 fish 4 surf 5 ski 6 horse ride



**B** Complete the chart with the words from **A**.

Things People Do In the Ocean	Things People Don't Do In the Ocean
1 <u>fish</u>	3 _____
2 _____	4 _____
	5 _____
	6 _____

# Word Study

**A** Complete the chart.

~~sunlight~~ reuse us yours rude wood  
dirty theirs tired share city make

Verbs	Nouns	Adjectives	Pronouns
1 _____	4 <u>sunlight</u>	7 _____	10 _____
2 _____	5 _____	8 _____	11 _____
3 _____	6 _____	9 _____	12 _____

**B** Circle the verbs in blue, the nouns in red, the adjectives in black, and the pronouns in green.

- |                                   |                                       |
|-----------------------------------|---------------------------------------|
| 1 The greedy dog ate my sandwich. | 3 We used the old computer.           |
| 2 Eddie gave me a red pencil.     | 4 I played with them at the big park. |

# Writing

**A** Read about the natural resources Kareem sees every day.

I see water when I wash my hands. I see trees when I use paper. I see sunlight when it's sunny outside.



**B** Write three natural resources you see every day.

- 1 \_\_\_\_\_ 2 \_\_\_\_\_ 3 \_\_\_\_\_

**C** Now write about them.

\_\_\_\_\_

\_\_\_\_\_

\_\_\_\_\_

### Words

**A** Circle the odd one out.

- |                     |                 |          |                  |
|---------------------|-----------------|----------|------------------|
| 1 stationery store: | paper           | diary    | <u>carton</u>    |
| 2 recycling plant:  | land            | machine  | paper            |
| 3 shelf:            | landfill        | museum   | stationery store |
| 4 rescue:           | people          | trash    | animals          |
| 5 recycle:          | paper           | landfill | carton           |
| 6 place:            | recycling plant | museum   | trash            |

**B** Write words from **A** under the correct picture.

1




carton


2



3



4



5



6



**C** Circle *True* or *False*.

1 A recycling plant makes new things from old things.

**True**

**False**

2 Machines help people make things.

**True**

**False**

3 Sunlight can blow a kite into a tree.

**True**

**False**

4 People who rescue animals are very fierce.

**True**

**False**

5 A carton is a container and often has juice in it.

**True**

**False**

6 We write on paper. We can buy paper in many colors.

**True**

**False**

**D** Read and write the words. Find the mystery word and answer the question.



1 This place sells paper and pencils.

s t a t i o n e r y s t o r e

2 This place helps us reuse paper, glass, and plastic things.

\_\_\_\_\_

3 We write things on this.

\_\_\_\_\_

4 We put things like books on this.

\_\_\_\_\_

5 We can see this in a factory. It can be noisy.

\_\_\_\_\_


What is something you should never throw on the ground? \_\_\_\_\_

**A** Read the story quickly. Answer the question.

The people near Turtle are doing something they shouldn't do. What is it?

---

## Turtle's Diary



June 15

Dear Diary,

I'm swimming in the lake. There are some fish below me and above me. My turtle friends are sitting on stones in the sun. There are people having a picnic near the lake. Oh, no, they're littering!

June 16

Dear Diary,

I'm in the lake again today. What's that I see below me? Fish? No. I see cartons and plastic bags. It's trash from the picnic! Oh, no! A plastic bag is around my leg. It's hard to swim, so I climb up on a rock.

June 17

Dear Diary,

This plastic bag is still on my leg. I'm sad because I can't go in the water. Look! It's a man in a boat. He rescues me. Please don't litter! It's bad for all living things.

**Think**

Where is the turtle?

## Comprehension

**A** What part of the story do you like? Check (✓).

The turtles       The plastic bag       The man in the boat

**B** Circle the correct setting of the story.

1 the ocean                      2 a pond                      3 a lake

**C** Circle the correct answers.

1 Turtle is swimming. He's \_\_\_\_\_.

a fierce                      b tired                      c happy

2 There are some \_\_\_\_\_ in the water.

a birds                      b fish                      c stones

3 There are turtles on \_\_\_\_\_.

a the water                      b the sun                      c stones

4 Turtle sees people throwing trash on the ground. He's \_\_\_\_\_.

a calm                      b angry                      c hungry

5 Trash from the picnic goes into \_\_\_\_\_.

a the stones                      b the water                      c the picnic

6 A \_\_\_\_\_ is around Turtle's leg.

a carton                      b plastic bag                      c plastic bottle

7 Turtle is on the rock. He \_\_\_\_\_ in the water.

a wants to go                      b doesn't want to go                      c goes

8 Turtle says littering is bad for \_\_\_\_\_.

a people                      b animals                      c people, animals, and plants



# Grammar in Use



**A** Study the grammar.

## Learn Prepositions of Place

<b>Is / Was</b>	<b>there</b>	a carton	behind the trash can?
<b>Are / Were</b>		cartons	

Yes,	<b>there</b>	<b>is / was.</b>
No,		<b>are / were.</b>
		<b>isn't / wasn't.</b>
		<b>aren't / weren't.</b>

<b>Where</b>	<b>is / was</b>	the carton?
	<b>are / were</b>	the cartons?

It	<b>is / was</b>	behind the
They	<b>are / were</b>	trash can.

**B** Circle the correct words.


- 1 **Is** / **Are** there a statue in the park? **Yes** / **No**, there **isn't** / **aren't**.
- 2 **Were** / **Where** are the trash cans? **It's** / **They're** across from the trees.
- 3 Where **is** / **are** the boys? **It's** / **They're** in front of the school.
- 4 **Is** / **Are** there smoke above the car? **Yes** / **No**, there **isn't** / **aren't**.
- 5 **Was** / **Were** there a store behind the school? **Yes** / **No**, there **was** / **were**.

**C** Answer the questions.

- 1 Was there a lake behind the trees? ✓ Yes, there was.
- 2 Are there children in the playground? ✗ \_\_\_\_\_
- 3 Is there smoke above the recycle plant? ✗ \_\_\_\_\_
- 4 Were there plants in front of the school? ✓ \_\_\_\_\_
- 5 Were there many swimmers in the pool? ✓ \_\_\_\_\_
- 6 Is there a book on the table? ✗ \_\_\_\_\_
- 7 Was there a lifeguard at the beach? ✓ \_\_\_\_\_
- 8 Are there many trees in the park? ✓ \_\_\_\_\_

**D** Look at the pictures and answer the questions.

1



Was the pond behind the woods?

No, it wasn't.

2




Where is the stationery store?

3




Are there shelves above the desk?

4




Were the fish in the lake?

5



Is the statue in front of the window?

6



Where is the school?

**E** Answer the questions.

1 Where is your backpack? \_\_\_\_\_

2 Is there a clock above your desk? \_\_\_\_\_

3 Where is your trash can? \_\_\_\_\_

4 Is there a park across from your house? \_\_\_\_\_

## Words

**A** Look at the chart. Circle the correct words.

	Picked Up Trash At School	Visited a Recycling Plant	Walked To the Park	Planted Flowers
<b>June's Class</b>	9:15	11:00	2:00	2:15
<b>Ali's Class</b>	2:30	8:45	11:15	11:30
<b>Nadia's Class</b>	11:45	9:30	12:45	1:00

- All the classes did the same things at different **times** / weeks.
- June's class walked to the park at **twelve o'clock** / two o'clock.
- June's class visited a recycling plant at **eleven o'clock** / eight o'clock.
- Ali's class planted flowers at **five-fifteen** / eleven-thirty.
- Ali's class picked up trash at school at **two-thirty** / twelve-thirty.
- Nadia's class planted flowers at **eleven o'clock** / one o'clock.

**B** Look at the chart in **A** and answer the questions.

1 What time did Nadia's class visit a recycling plant?

They visited a recycling plant at nine-thirty.

2 What time did June's class pick up trash at school?

\_\_\_\_\_

3 What time did Ali's class walk to the park?

\_\_\_\_\_

4 Did Nadia's class walk to the park at two forty-five?

\_\_\_\_\_

5 Did June's class plant flowers at eleven-thirty?

\_\_\_\_\_

6 Did Ali's class visit a recycling plant at eight o'clock?

\_\_\_\_\_

# Writing Study

---

**A** Circle the correct words.


- 1 Mohamed **cleans** / **is cleaning** / **cleaned** his room yesterday.
- 2 My sisters **recycle** / **are recycling** / **recycled** their juice cartons every day.
- 3 I **rescue** / **am rescuing** / **rescued** the cat from a tree yesterday.
- 4 The wind **blows** / **is blowing** / **blew** the leaves off the trees now.
- 5 I **walk** / **am walking** / **walked** to school and I'm late.
- 6 The boys **play** / **are playing** / **played** football yesterday.

# Writing

---

**A** Read. Wendy imagined she was a recycled newspaper.

I was an old newspaper. A thoughtful girl put me in the recycle bin. I went to the recycling plant. Now I am a new paper bag!



**B** Imagine you are something that was a recycled thing.

Answer the questions.

- 1 What were you? \_\_\_\_\_
- 2 How did you get to the recycling bin? \_\_\_\_\_
- 3 Where did you go? \_\_\_\_\_
- 4 What are you now? \_\_\_\_\_

**C** Now write the story.

---

---

---

---

---



**B** Write the sentences.

1 across from / The park / the stationery store / is  
The park is across from the stationery store.

2 the couch / The clock / was / above  
\_\_\_\_\_


3 Joey and Frank / between / The teacher / is  
\_\_\_\_\_

4 the benches / in front of / The roses / were  
\_\_\_\_\_

**C** Match the questions to the answers.

- |   |                       |   |
|---|-----------------------|---|
| 1 Where's the landfill?                 | <input type="radio"/> | <input type="radio"/> a Yes, they are.                    |
| 2 Where were the cartons?               | <input type="radio"/> | <input type="radio"/> b No, they weren't.                 |
| 3 Were the toys behind the couch?       | <input type="radio"/> | <input type="radio"/> c It's behind the recycling plant.  |
| 4 Are the buses in front of the school? | <input type="radio"/> | <input type="radio"/> d They were in the recycling plant. |

**D** Look at the pictures and write where Turtle is.



1 Turtle is above the carton.



2 \_\_\_\_\_



3 \_\_\_\_\_



4 \_\_\_\_\_



**BIG QUESTION 7**

**How does music make us feel?**

Think about the Big Question. Write.

**What do you know?**

---

---

---

---

---

---

---

---

**What do you want to know?**

---

---

---

---

---

---


---

---

**Words**


**A** Look at the pictures and circle the correct word.

1



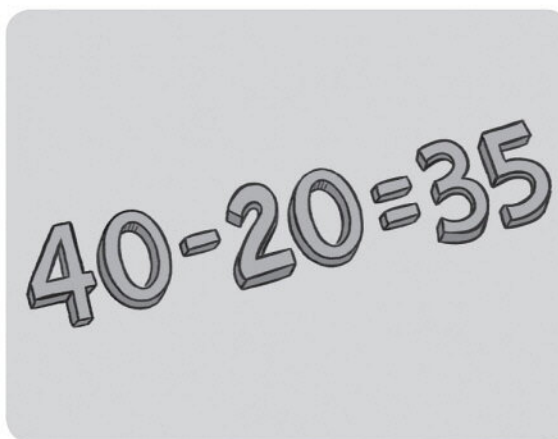
tambourine  
trumpet

2



sleepy  
excited

3



right  
wrong

4



high  
low

**B** Look at the code. Write the words, then match the words to the pictures.

1	2	3	4	5	6	7	8	9	10	11	12	13	14
a	b	c	d	e	f	g	h	i	j	k	l	m	n

15	16	17	18	19	20	21	22	23	24	25	26
o	p	q	r	s	t	u	v	w	x	y	z

**a** 6 5 5 12 9 14 7 19 feelings

**b** 23 15 12 6 \_\_\_\_\_

**c** 5 24 3 9 20 5 4 \_\_\_\_\_

**d** 12 15 23 \_\_\_\_\_

**e** 19 12 5 5 16 25 \_\_\_\_\_

1



2



3



4



5



**C** Circle *True* or *False*.

1 A wolf can be a pet.

True

**False**

2 A mobile phone can be sleepy.

True

False

3 We blow a trumpet to play it.

True

False

4 A trumpet can play loud and soft music.

True

False

**D** Change the underlined words to make the sentences true.

1 It's 2 o'clock in the morning. She's very wrong. sleepy \_\_\_\_\_

2 He played a high note on his tambourine. t \_\_\_\_\_

3 I have a new computer. I'm very sleepy. e \_\_\_\_\_

4 Four plus four equals nine is the right answer. w \_\_\_\_\_



**A** Read the text quickly. Answer the question.

What's the opposite of loud music?

---

# Music is all around us

A lot of people listen to music when they go places or do things. Some people listen to music when they jog or run in the morning. Some people listen to music when they're in the car so they don't feel sleepy. Many people listen to music when they read books or study. Do you listen to music when you study?

**Think**

What's the most important part?

People often listen to music with others. They go to concerts or to parties, or they play music when they get together with friends and family. Some people sing along with the music, and other people dance to the music. Music helps us have a happy time.

**Think**

What's the most important part?



There are many different types of music. Some people like one type of music, and some people like many different types of music. Sometimes the music is very loud, and sometimes it's soft. Does loud music make you feel excited? Does soft music make you feel calm?

**Think**

What's the most important part?

We can hear music in lots of places. The next time you go out, listen. Do you hear music? How does it make you feel?

## Comprehension

---

**A** What part of the text do you like? Check (✓).

Listening to music  Loud music  Soft music

**B** Think of the most important parts of the text. Summarize the text.

People listen to music when they go places or do things.

---

---

**C** Read the text again and answer the questions.

1 What do some people do in the morning?

---

---

2 Why do some people listen to music in the car?

---

3 Where do people share music? Write three situations.

a 

---

b 

---

c 

---

4 What do people do when they listen to music? Write two things.

a 

---

b 

---

5 How do people feel when they listen to music? Write two things.

a 

---

b 

---

6 Is music important to a lot of people? Why/Why not?

---

---

---

# Grammar in Use

**A** Study the grammar.

## Learn Prepositions of Time

<b>When</b>	do you listen to music?
<b>What time</b>	

I listen to music	<b>in the</b>	<b>morning.</b> <b>afternoon.</b> <b>evening.</b>
	<b>at</b>	<b>night.</b> <b>4:00.</b>
	<b>on</b>	<b>Sunday.</b>



**B** Read and circle the correct word.

- 1 My grandmother listens to music in the **night** / **morning**.
- 2 Michelle and I practice the piano at **afternoon** / **two-thirty**.
- 3 They usually watch TV in the **evening** / **night**.
- 4 My sister and I jog on **Saturday** / **morning**.
- 5 Jennifer goes to dance class at **Tuesday** / **four fifteen**.
- 6 Rick and his brother stay up late on **night** / **Saturday**.

**C** Complete the sentences with *in the*, *at*, or *on*.

- 1 My brother and I have lunch with our grandparents on Sunday.
- 2 Helen has a piano lesson \_\_\_\_\_ five o'clock.
- 3 The students clean up the classroom \_\_\_\_\_ afternoon.
- 4 Do Liz and Benny play video games \_\_\_\_\_ night? No, they don't.
- 5 Does your cat come home \_\_\_\_\_ evening? Yes, he does.
- 6 Mark doesn't practice the flute \_\_\_\_\_ morning.

**D** Look at the pictures and answer the questions.

1



When does Nancy watch TV?

In the evening.

2



What time does Sally get up?

\_\_\_\_\_

3



What time does Jim go to bed?

\_\_\_\_\_

4



What time does Lucy eat lunch?

\_\_\_\_\_

5



When does Tommy run?

\_\_\_\_\_

6



When does Amy go to art class?

\_\_\_\_\_

**E** Answer the questions.

1 Do you listen to music in the morning?

\_\_\_\_\_

2 Do you go to school at eight o'clock?

\_\_\_\_\_

3 Do you watch TV in the evening?

\_\_\_\_\_

## Words

**A** Look at the pictures and number the words.

1



2




3



4



5



6



___ proud	___ crying	___ unhappy
___ yawning	___ smiling	<u>1</u> nervous

**B** Circle the correct word.

- Mike can't go to the park with his friends.  
He's crying. He's **proud** / **unhappy**.
- Linda is singing in the front of the class.  
Her hands are shaking. She's **nervous** / **yawning**.
- Paul's test score is 100. He's smiling. He's **nervous** / **proud**.
- It's late and Jose is tired. He's **yawning** / **proud**.
- Nadia has a new computer. She's happy. She's **crying** / **smiling**.

## Word Study

**A** Match the words to a synonym.

- |           |                       |                       |          |
|-----------|-----------------------|-----------------------|----------|
| 1 noisy   | <input type="radio"/> | <input type="radio"/> | a nice   |
| 2 shut    | <input type="radio"/> | <input type="radio"/> | b glad   |
| 3 lovely  | <input type="radio"/> | <input type="radio"/> | c loud   |
| 4 garbage | <input type="radio"/> | <input type="radio"/> | d quick  |
| 5 happy   | <input type="radio"/> | <input type="radio"/> | e large  |
| 6 big     | <input type="radio"/> | <input type="radio"/> | f trash  |
| 7 fast    | <input type="radio"/> | <input type="radio"/> | g closed |

## Writing

**A** Read about how music made Jody feel.

It was morning. I was in my room, and I was very sleepy. I listened to some fast piano music. It was fun. It made me feel excited.



**B** Think about a time you listened to music. Answer the questions.

- 1 When was it? \_\_\_\_\_
- 2 Where were you? \_\_\_\_\_
- 3 What music did you listen to? \_\_\_\_\_
- 4 How did it make you feel? \_\_\_\_\_

**C** Now write about how the music made you feel.

---

---

---

---

### Words

**A** Look at the pictures and write the letters.

**a** record

**b** worried

**c** hummingbird

**d** notes

**e** musician

**f** the flu

**g** tears

**h** wait

**i** solo


1



2



3




4



5



6



7



8



9



**B Match the beginnings to the ends of the sentences.**

- |   |                       |   |
|---|-----------------------|---|
| 1 He's tired because                    | <input type="radio"/> | <input type="radio"/> <b>a</b> he's very late for school.         |
| 2 He has tears in his eyes because      | <input type="radio"/> | <input type="radio"/> <b>b</b> he's a musician in a band.         |
| 3 He's smiling because                  | <input type="radio"/> | <input type="radio"/> <b>c</b> he feels sad and tired.            |
| 4 He's running because                  | <input type="radio"/> | <input type="radio"/> <b>d</b> he has a math test today.          |
| 5 He plays the drums every day because  | <input type="radio"/> | <input type="radio"/> <b>e</b> he didn't sleep well yesterday.    |
| 6 He didn't study. He's worried because | <input type="radio"/> | <input type="radio"/> <b>f</b> he passed his math test yesterday. |

**C Write the words.**

- a** umhnmgiibdr \_\_\_\_\_ hummingbird
- b** onets \_\_\_\_\_
- c** aetsr \_\_\_\_\_
- d** oerdwir \_\_\_\_\_
- e** umaiinsc \_\_\_\_\_
- f** sloo \_\_\_\_\_

**D Complete the sentences.**

- 1 That \_\_\_\_\_ hummingbird \_\_\_\_\_ is pretty and very small.
- 2 My brother plays the trumpet in a band. He's a \_\_\_\_\_.
- 3 That song has a very good guitar \_\_\_\_\_.
- 4 My sister is \_\_\_\_\_ because she didn't study.
- 5 She can play high and low \_\_\_\_\_ on her trumpet.
- 6 On very cold days we sometimes get \_\_\_\_\_ in our eyes.



**A** Read the story quickly. Answer the question.

Who listened to music on the school bus?

---

# Sarah Loves Music

Sarah loves music. It helps her feel happy when she feels bad, and calm when she's nervous.

**Think**

What character is in this part?

Last week, Sarah had a fight with her best friend at school. She felt very sad, so she listened to some happy music after school. Then she felt good.

**Think**

What character is in this part?

This morning, Sarah had a math test. She doesn't like math because she thinks it's boring. She listened to some fast music. She felt happy when she took the test. Her test score was 95! She was very proud.

Yesterday, Sarah was worried because she had an important soccer game in the afternoon. So she listened to some slow music before the game. She felt calm, and they won the game! What do you think? Did the music help them win?



On the way home Sarah and her soccer friends listened to pop music on the school bus. They sang their favorite songs and had a good time!

**Think**

What character is in this part?

Music is an important part of Sarah's day.

# Understand

## Comprehension

**A** What part of the story do you like? Check (✓).

Fast music       Slow music       Pop music

**B** Answer the questions.

1 Who is the main character? \_\_\_\_\_

2 Who are the secondary characters? \_\_\_\_\_

**C** Complete the chart.

Sarah had ...	Sarah felt ...	Sarah listened to ...	Sarah felt ...
1 <u>a fight with her best friend</u> .	_____.	<u>happy music</u> .	_____.
2 _____ _____ _____.	<u>bored</u> .	_____.	_____.
3 _____ _____ _____.	<u>worried</u> .	_____.	_____.

**D** Answer the questions.

1 Does music change Sarah's feelings? Yes it does.

2 Did Sarah do well on her math test? \_\_\_\_\_

3 Is Sarah lonely? \_\_\_\_\_

4 Does Sarah like to sing? \_\_\_\_\_

5 Does Sarah often listen to music? \_\_\_\_\_

# Grammar in Use

**A** Study the grammar.



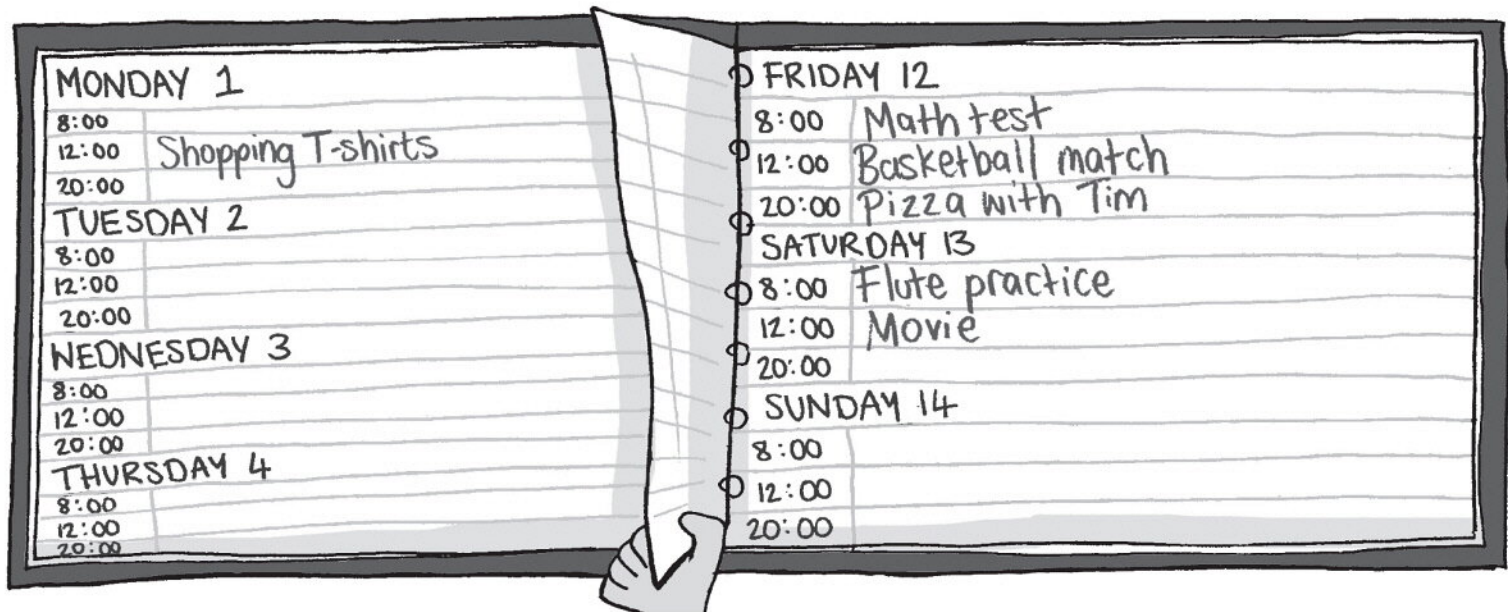
## Learn Adverbs of Time

<b>When</b>	did you play a game?
-------------	----------------------

I played a game	<b>yesterday.</b> <b>yesterday morning / afternoon.</b> <b>today.</b> <b>this morning.</b> <b>last night / week.</b>
-----------------	--

**B** It's Saturday night. Look at Billy's diary and answer the questions.

last night this morning yesterday morning today ~~yesterday afternoon~~ last week



- When did Billy play basketball?  
yesterday afternoon
- When did he have a math test?  
 \_\_\_\_\_
- When did he practice the flute?  
 \_\_\_\_\_

- When did he go shopping?  
 \_\_\_\_\_
- When did he see a movie?  
 \_\_\_\_\_
- When did he have a pizza?  
 \_\_\_\_\_

**C Write the questions.**

1 yesterday evening / she / practice the drums / did / ?

Did she practice the drums yesterday evening?

Yes, she did.

2 you / last night / did / play with your friends / ?

No, I didn't.

3 go to the ballet / did / last week / you / ?

Yes, we did.

4 did / yesterday / they / bake cookies / ?

No, they didn't.

5 go to music class / he / this morning / did / ?

Yes, he did.

6 today / did / do subtraction problems / you / ?

No, I didn't.

**D Answer the questions.**

1 When did you have a math test?

2 When did you play outside?

3 When did you watch TV?

4 When did you see your friends?

# Communicate

## Words

**A** Match the beginnings to the ends of the sentences, and the sentences to the pictures.

- |           |                       |                         |               |                       |                         |
|-----------|-----------------------|-------------------------|---------------|-----------------------|-------------------------|
| 1 Do      | <input type="radio"/> | <input type="radio"/> a | a concert.    | <input type="radio"/> | <input type="radio"/> g |
| 2 Sign    | <input type="radio"/> | <input type="radio"/> b | fans.         | <input type="radio"/> | <input type="radio"/> h |
| 3 Make    | <input type="radio"/> | <input type="radio"/> c | an interview. | <input type="radio"/> | <input type="radio"/> i |
| 4 Give    | <input type="radio"/> | <input type="radio"/> d | autographs.   | <input type="radio"/> | <input type="radio"/> j |
| 5 Have    | <input type="radio"/> | <input type="radio"/> e | a mistake.    | <input type="radio"/> | <input type="radio"/> k |
| 6 Talk to | <input type="radio"/> | <input type="radio"/> f | lunch.        | <input type="radio"/> | <input type="radio"/> l |



**B** Complete the sentences with the simple past of the verbs from **A**.

- Kelly Taylor \_\_\_\_\_ gave \_\_\_\_\_ a concert last week.
- Before the concert she \_\_\_\_\_ fans.
- She \_\_\_\_\_ interview.
- Before the interview, she \_\_\_\_\_ lunch.
- Kelly \_\_\_\_\_ a mistake at the concert.
- She \_\_\_\_\_ autographs after the concert.

## Writing Study

**A** Match the beginnings of the sentences to the ends. Write the letters.

- |                                       |                       |  |
|---------------------------------------|-----------------------|--|
| 1 <u>  e  </u> Thomas is happy and    | <input type="radio"/> | <input type="radio"/> <b>a</b> I have a flute.           |
| 2 <u>     </u> He can sing, but       | <input type="radio"/> | <input type="radio"/> <b>b</b> I don't like salad.       |
| 3 <u>     </u> I like pasta, but      | <input type="radio"/> | <input type="radio"/> <b>c</b> he doesn't do interviews. |
| 4 <u>     </u> You have a trumpet and | <input type="radio"/> | <input type="radio"/> <b>d</b> he can't dance.           |
| 5 <u>     </u> He talks to fans, but  | <input type="radio"/> | <input type="radio"/> <b>e</b> excited.                  |

## Writing

**A** Read about Abdul's favorite music.

I like piano music. My favorite piano music is fast and sounds like a storm in the rainforest. I like to listen to it in the evening after I do my homework. Sometimes I listen to it with my younger brother.



**B** Think about your favorite music and what it sounds like. Answer the questions.










- 1 What music is it? \_\_\_\_\_
- 2 What instruments can you hear? \_\_\_\_\_
- 3 What do the instruments sound like? \_\_\_\_\_  
\_\_\_\_\_  
\_\_\_\_\_
- 4 Do you listen to music with other people? \_\_\_\_\_

**C** Now write about your favorite music and what it sounds like.

\_\_\_\_\_  
\_\_\_\_\_  
\_\_\_\_\_



**C** Look at the chart and write sentences in the correct tense.

	In the Afternoon	Yesterday Afternoon	At Night	Last Night	On Sunday	Last Sunday
Practice the Piano	 Jill			 Jill	 John	
Read Comic Books		 Lynne	 Andy			 Andy
Watch TV			 John		 Lynne	
Go to the Park	 Liz			 Liz		 John

- 1 watch TV / on Sunday Lynne watches TV on Sunday.
- 2 read comic books / yesterday afternoon \_\_\_\_\_
- 3 go to the park / in the afternoon \_\_\_\_\_
- 4 practice the piano / last night \_\_\_\_\_
- 5 watch TV / at night \_\_\_\_\_
- 6 practice the piano / in the afternoon \_\_\_\_\_

**D** Look at the chart and answer the questions.

- 1 When did Liz go to the park? Last night.
- 2 When did Andy read comic books? \_\_\_\_\_
- 3 When does Jill practice the piano? \_\_\_\_\_
- 4 When does Liz go to the park? \_\_\_\_\_
- 5 When does Andy read comic books? \_\_\_\_\_
- 6 When did Jill practice the piano? \_\_\_\_\_





**BIG QUESTION 8**

**What makes things move?**

Think about the Big Question. Write.

What do you know?

---

---

---

---

---

---

---

---

---

---

What do you want to know?

---

---

---

---

---

---

---

---

---

---

**Words**

**A** Circle the odd one out.

- |            |          |        |
|------------|----------|--------|
| 1 push     | pull     | rescue |
| 2 movement | feelings | speed  |
| 3 easy     | hard     | sad    |
| 4 push     | throw    | wait   |
| 5 light    | high     | heavy  |

**B** Look at the pictures and write the words.

ground movement heavy ~~push~~

1



push


2



3



4



**C** Circle the correct words.

- 1 When I **push** / **pull** something, I am behind it.
- 2 The book is on the shelf. There **is** / **isn't** movement.
- 3 Speed is how fast things **move** / **pull**.
- 4 It's easy to pull a **light** / **heavy** thing.
- 5 I throw a ball. My friend doesn't catch it. It falls to the **sunlight** / **ground**.
- 6 I can push and **pull** / **wait** a chair.

**D** Complete the story.

easy push pushes movement heavy ground light ~~pulls~~

Johnny and Joey put a lot of snow on their wagon. Joey                     <sub>1</sub> **pulls** the wagon and Johnny                     <sub>2</sub> it, but it doesn't move. There isn't any                     <sub>3</sub>. The wagon is too                     <sub>4</sub>.

Joey and Johnny have an idea. They                     <sub>5</sub> a lot of snow off the wagon. The snow falls to the                     <sub>6</sub>. The wagon is                     <sub>7</sub> now, so it's                     <sub>8</sub> to pull. The boys are happy.



**A** Read the text quickly. Answer the question.

At the end of class, what does Jimmy know a lot about?

---

## Move This!

Jimmy and his class are learning about forces. Ms. Jenkins has two boxes. One is small and has clothes in it; the other is big and has books in it. Ms. Jenkins calls Jimmy to the front.

“Push the small box, Jimmy,” says Ms. Jenkins. Jimmy pushes the box.

“It’s easy to push,” he says.

“Now push the big box, Jimmy,” says Ms. Jenkins. Jimmy pushes the box.

“It’s hard to push,” he says.

“Yes, you’re right, Jimmy. The small box is lighter than the big box. We need a small force to move light things, and a big force to move heavy things.”

**Think**

The box is easy to push. The box is light. Which is the cause? Which is the effect?



“Now, Jimmy, push the heavy box with a small force. Good. Now push it with a big force. Which force makes the box move faster, the small force or the big force?”

“The big force. The big force makes the box go further, too.”

**Think**

The box goes fast. Jimmy pushes with a big force. Which is the cause? Which is the effect?

# Understand

## Comprehension

**A** What part of the text do you like? Check (✓).

Jimmy  Ms. Jenkins  Pushing the boxes

**B** Complete the chart.

Cause	Effect
1 A light thing ...	... needs _____ to move it.
2 A _____ thing ...	... needs a big force to move it.
3 A _____ force ...	... makes the box go fast and far.

**C** Circle *True* or *False*.

1 Jimmy is in English class.

True

False

2 Ms. Jenkins is teaching the class about forces.

True

False

3 Ms. Jenkins uses many boxes.

True

False

4 The small box is easy to push.

True

False

5 The big box is easy to push.

True

False

**D** Read and answer the questions.

Jimmy pushes a light and a heavy box.

1 Which box needs a bigger force to move it? \_\_\_\_\_

2 Which box is easier to push? \_\_\_\_\_

Jimmy pushes the heavy box with a small force, then a big force.

3 Which force makes the box go further? \_\_\_\_\_

4 Which force doesn't make the box go fast? \_\_\_\_\_

# Grammar in Use

**A** Study the grammar.

## Learn Comparatives

fast	<b>faster than</b>
tall	<b>taller than</b>
nice	<b>nicer than</b>

heavy	<b>heavier than</b>
easy	<b>easier than</b>
big	<b>bigger</b>



**B** Write the comparatives.

1 fast \_\_\_\_\_

2 slow \_\_\_\_\_

3 small \_\_\_\_\_

4 big \_\_\_\_\_

5 light \_\_\_\_\_

6 heavy \_\_\_\_\_

**C** Circle the correct words.

1 An elephant is **smaller** / **bigger** than a rabbit.

2 Trains aren't **slower** / **faster** than bicycles.

3 A desk isn't **heavier** / **lighter** than a book.

4 A ruler is usually **shorter** / **longer** than a pencil.

**D** Write sentences.

1 A cat / not small / a mouse

A cat isn't smaller than a mouse.

2 Paper / light / wood

\_\_\_\_\_

3 A bush / short / a tree

\_\_\_\_\_

4 A liquid / not light / a gas

\_\_\_\_\_

**E** Look at the pictures and write sentences.


1



the white car / big / the black car

The white car isn't bigger than  
the black car.

2



a horse / heavy / a goat

\_\_\_\_\_

\_\_\_\_\_

3




the boys / short / the girls

\_\_\_\_\_

\_\_\_\_\_

4



a honeybee / small / a hummingbird

\_\_\_\_\_

\_\_\_\_\_

5




the ruler / long / the pencil case

\_\_\_\_\_

\_\_\_\_\_

6



an airplane / fast / a train

\_\_\_\_\_

\_\_\_\_\_

**F** Answer the questions.

1 Are you taller than your friend?

\_\_\_\_\_

2 Is your pen longer than your pencil?

\_\_\_\_\_

3 What is bigger than your backpack?

\_\_\_\_\_

4 What is lighter than your book?

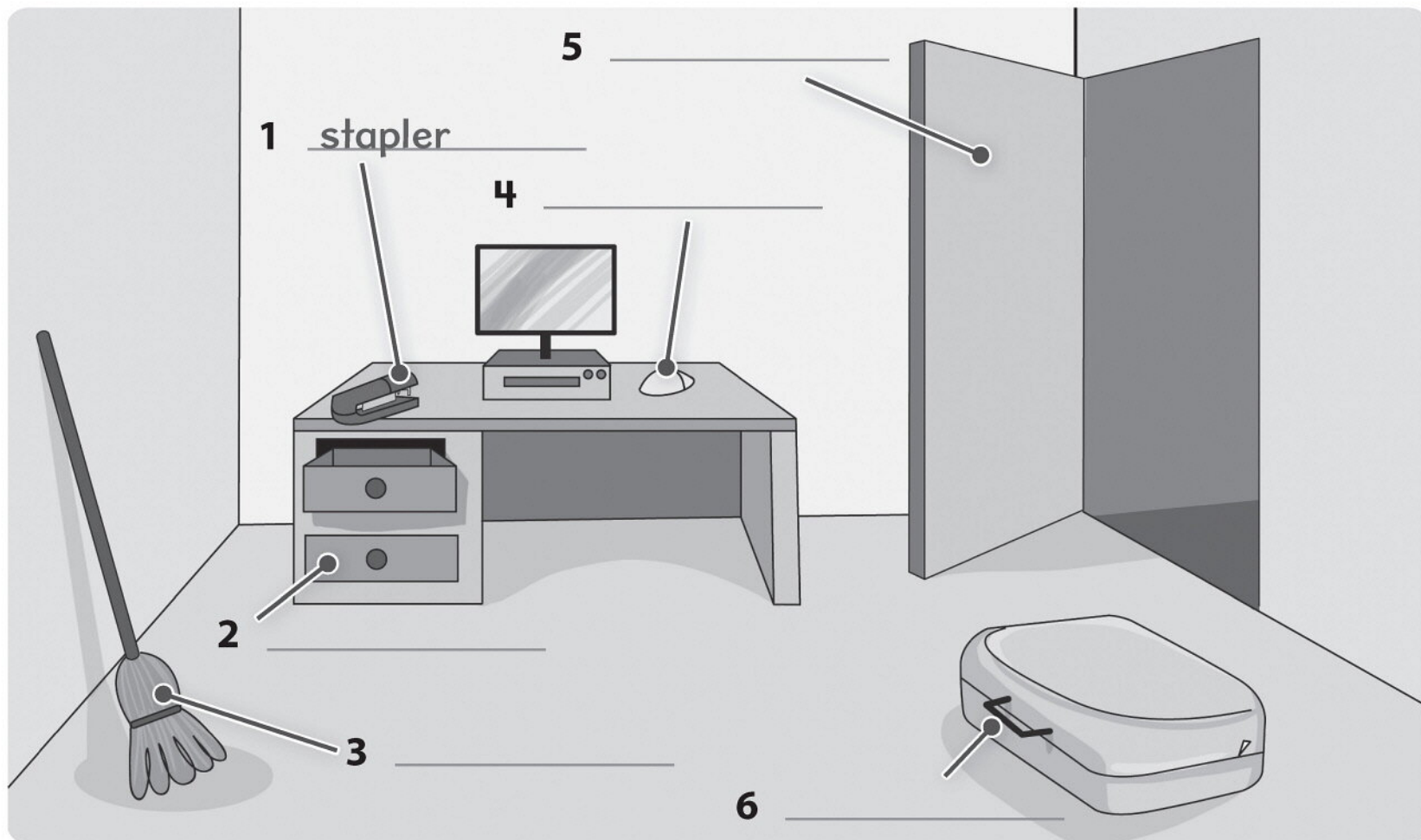
\_\_\_\_\_

# Communicate

## Words

**A** Look at the picture and write the words.

computer mouse broom stapler door desk drawer suitcase



**B** Write the words from **A**.

Push	Both	Pull
1 <u>computer mouse</u>	3 _____	6 _____
2 _____	4 _____	
	5 _____	

# Word Study

## A Match the opposites.

- |          |                       |                               |
|----------|-----------------------|-------------------------------|
| 1 fast   | <input type="radio"/> | <input type="radio"/> a big   |
| 2 dirty  | <input type="radio"/> | <input type="radio"/> b cool  |
| 3 small  | <input type="radio"/> | <input type="radio"/> c plain |
| 4 polite | <input type="radio"/> | <input type="radio"/> d slow  |
| 5 warm   | <input type="radio"/> | <input type="radio"/> e rude  |
| 6 fancy  | <input type="radio"/> | <input type="radio"/> f sad   |
| 7 loud   | <input type="radio"/> | <input type="radio"/> g clean |
| 8 happy  | <input type="radio"/> | <input type="radio"/> h soft  |

# Writing

## A Read what Ahmed wrote about something he pushes and something he pulls.

I push my little sister on the swing at the park. She likes to swing high. I pull the oven door open when I bake cookies with my mother.



## B Answer the questions about something you push and something you pull.

- 1 What do you push? \_\_\_\_\_
- 2 Why? \_\_\_\_\_
- 3 What do you pull? \_\_\_\_\_
- 4 Why? \_\_\_\_\_

## C Now write about those things.

---

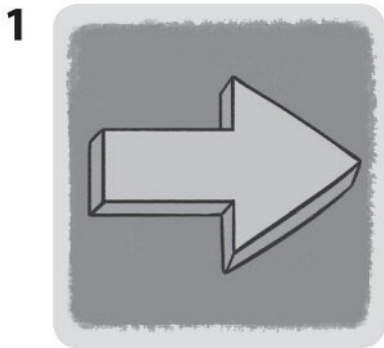
---

---




### Words



**A** Look at the pictures and complete the puzzle.





1	f	o	r	w	a	r	d
---	---	---	---	---	---	---	---



2							
3							
4							



5							
6							
7							



**B** Look at the gray boxes in **A**. Write the letters to make a question. Then answer the question.

H \_ \_ \_ \_ \_ ?  
5 2 8 6 4 9 7 1 3

**C** Circle the correct answers.

- 1 A lot of animals live on a \_\_\_\_\_.  
a shelf                      b mountain
- 2 I travel from the \_\_\_\_\_ to the west.  
a east                      b ground
- 3 When I walk from one place to another place, I move \_\_\_\_\_.  
a east                      b forward
- 4 It has horns and a cute face. It's a \_\_\_\_\_.  
a hummingbird      b goat

**D** Circle the odd one out.

- 1 mountain      land      forward
- 2 goat              wolf              shelf
- 3 stubborn        angry              wet
- 4 horns              gills              mountain
- 5 goat              lion              fish
- 6 forward          east              goat


**E** Complete the sentences.

- 1 A lot of animals live on that mountain\_\_\_\_\_.
- 2 He never does the things he doesn't want to do. He's very s\_\_\_\_\_.
- 3 When my sister breaks my toy, I feel a\_\_\_\_\_.
- 4 After the rain, all the plants were w\_\_\_\_\_.
- 5 Careful! That's not a dog, it's a w\_\_\_\_\_!
- 6 Goats and other animals have h\_\_\_\_\_ on their head.
- 7 There's a lot of traffic, but we are moving f\_\_\_\_\_.
- 8 When you travel from the USA to Europe, you go e\_\_\_\_\_.

**A** Read the story quickly. Answer the question.

What do the boys find in the park?

---



Diego and Julio often play together in the biggest park in town. One day they find an old wagon in the park, and they play with it all day. They push and pull it around the park. Diego pulls Julio, and then Julio pulls Diego. They have fun.

**Think**

What does the writer want you to know?

It's time to go home. Diego and Julio both want to take the wagon home. They both grab the wagon. "I want the wagon," says Diego. "No! I want the wagon," says Julio. They push and pull the wagon for a long time. It breaks! "I don't want

the wagon now," says Diego. "Well, I don't want it now either," says Julio and they leave. They're both angry and unhappy.

**Think**

What does the writer want you to know?

When they meet two days later, Julio says, "I'm sorry, Diego." "I'm sorry, too," says Diego. "Let's take turns next time." Now both boys know it's not good to be stubborn.

**Think**

What does the writer want you to know?

## Comprehension

**A** What part of the story do you like? Check (✓).

Diego       Julio       The wagon

**B** Circle the correct theme of the story.

**a** Friends should play together often.

**b** People shouldn't be stubborn.

**c** It's not good to be rude.

**C** Circle *True* or *False*. For false statements, correct the underlined words.

Write the correct words.

1 Diego and Julio live in the country.

**True** **False** \_\_\_\_\_ a town \_\_\_\_\_

2 Diego and Julio play in a football pitch.

**True** **False** \_\_\_\_\_

3 Diego and Julio take turns pulling the wagon.

**True** **False** \_\_\_\_\_

4 Diego and Julio fight because they only have one wagon.

**True** **False** \_\_\_\_\_

5 Diego and Julio fight because they are both tall.

**True** **False** \_\_\_\_\_

6 Diego and Julio aren't friends at the end of the story.

**True** **False** \_\_\_\_\_

7 Diego and Julio learn an important lesson that day.

**True** **False** \_\_\_\_\_

# Grammar in Use

## A Study the grammar

### Learn Superlatives

fast	the <b>fastest</b>
tall	the <b>tallest</b>
nice	the <b>nicest</b>

heavy	the <b>heaviest</b>
easy	the <b>easiest</b>
big	the <b>biggest</b>




## B Write the superlatives.


- 1 old      the oldest
- 2 slow     \_\_\_\_\_
- 3 smart    \_\_\_\_\_
- 4 tall      \_\_\_\_\_

- 5 heavy    \_\_\_\_\_
- 6 big      \_\_\_\_\_
- 7 young    \_\_\_\_\_
- 8 short    \_\_\_\_\_

## C Circle the correct words.




Tom **is** / **are** the **shortest** / **tallest**.



The goats **isn't** / **aren't** the **smallest** / **biggest**.




Mary and Annie **is** / **are** the **youngest** / **oldest**.



The computer **is** / **are** the **lightest** / **heaviest**.

**D** Look at the picture. Answer the questions.



1 Is Abdul the tallest?

\_\_\_\_\_

2 Is Jose the shortest?

\_\_\_\_\_

3 Is Jake's cat the biggest?

\_\_\_\_\_

4 Is Abdul's cat the biggest?

\_\_\_\_\_

5 Is Jose's ball the heaviest?

\_\_\_\_\_

6 Is Jake's ball the lightest?

\_\_\_\_\_

**E** Answer the questions.

1 Are you the tallest in your class?

\_\_\_\_\_

2 Are you the oldest in your family?

\_\_\_\_\_

3 What's the biggest toy in your room?

\_\_\_\_\_

4 What's the lightest thing in your backpack?

\_\_\_\_\_

## Words


### A Circle the correct words.

1



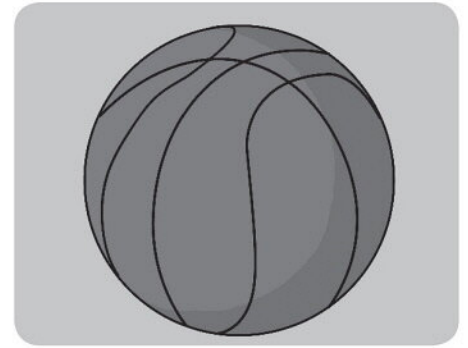
basketball / soccer

2




golf / tennis

3



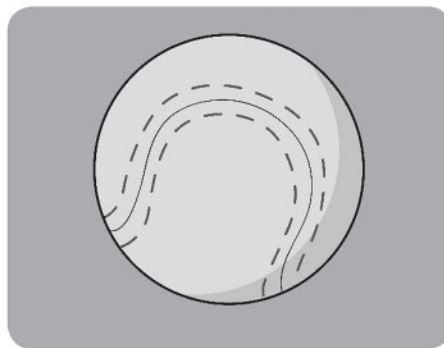
basketball / hockey

4




baseball / tennis

5



baseball / golf

6



tennis / hockey

### B Write the words from A.

- 1 People play this sport on ice. They need ice skates. hockey
- 2 People usually play this game outside in the summer. There's a bat and a ball. \_\_\_\_\_
- 3 Two people play this sport. The ball is small and usually yellow.  
\_\_\_\_\_
- 4 Tall people are good at this game. The ball is big and dark orange.  
\_\_\_\_\_
- 5 Two teams play this game. They run and kick the ball. The ball is black and white. \_\_\_\_\_
- 6 People play this outside. They hit a very small white ball into a very small hole in the grass. \_\_\_\_\_

## Writing Study

**A** Circle the word that is wrong.

- 1 **a** small      **b** smaller      **c** the smallest
- 2 **a** happy      **b** happier      **c** the happiest
- 3 **a** tall      **b** taller      **c** the taller
- 4 **a** bigg      **b** bigger      **c** the biggest
- 5 **a** heavi      **b** heavier      **c** the heaviest
- 6 **a** easy      **b** easier      **c** the easiest
- 7 **a** long      **b** longer      **c** the longer
- 8 **a** angry      **b** angrier      **c** the angriest

## Writing

**A** Read about the speed and movement in the sport Clare likes to play.

I like hockey. My friends and I always skate fast on the ice. Sometimes we hit the puck with a big force, and sometimes we use a small force. We have fun.



**B** Think about a sport you like to play. Answer the questions.

- 1 What sport do you like? \_\_\_\_\_
- 2 How do you move? \_\_\_\_\_
- 3 Do you move fast? \_\_\_\_\_
- 4 Do you use a big or a small force? \_\_\_\_\_

**C** Now write about that sport.

\_\_\_\_\_

\_\_\_\_\_

\_\_\_\_\_




**A** Look at the pictures and complete the sentences.

1



It's not easy to \_\_\_\_\_ a \_\_\_\_\_ suitcase.

2



The \_\_\_\_\_ pushed each other with their \_\_\_\_\_.

3



It was raining and the boys were \_\_\_\_\_ and \_\_\_\_\_.

4



Maria plays \_\_\_\_\_ and \_\_\_\_\_.

5



It's \_\_\_\_\_ to \_\_\_\_\_ this door open because it's light.



**BIG QUESTION 8**

**What makes things move?**

**B Complete the sentences. Use the comparative or superlatives.**

- 1 Henry is younger than Mike. (young)
- 2 My father is the \_\_\_\_\_ in our family. (heavy)
- 3 Ships are \_\_\_\_\_ than cars. (big)
- 4 Are turtles \_\_\_\_\_ than rabbits? Yes, they are. (slow)
- 5 Is an eagle the \_\_\_\_\_ bird on Earth? No, it isn't. (small)
- 6 What is \_\_\_\_\_ than a goldfish? A monkey. (smart)

**C Match the questions to the answers.**

- |  |                                  |   |
|--|----------------------------------|---|
| 1 Are basketballs bigger than baseballs?   | <input checked="" type="radio"/> | <input type="radio"/> a A couch.                  |
| 2 Is a chair bigger than a couch?          | <input type="radio"/>            | <input type="radio"/> b Yes, it is.               |
| 3 What's heavier than a chair?             | <input type="radio"/>            | <input type="radio"/> c No, they aren't.          |
| 4 What's smaller than a basketball?        | <input type="radio"/>            | <input checked="" type="radio"/> d Yes, they are. |
| 5 Are chairs longer than couches?          | <input type="radio"/>            | <input type="radio"/> e No, it isn't.             |
| 6 Is a basketball heavier than a baseball? | <input type="radio"/>            | <input type="radio"/> f A baseball.               |

**D Read the answers and complete the questions.**

- 1 What is \_\_\_\_\_ faster \_\_\_\_\_ than \_\_\_\_\_ a train?  
An airplane.
- 2 \_\_\_\_\_ Billy \_\_\_\_\_ Johnny?  
Yes, he is. He's the fastest in the school.
- 3 \_\_\_\_\_ Kevin \_\_\_\_\_ boy in the class?  
No, he isn't. He's the shortest.
- 4 \_\_\_\_\_ smaller \_\_\_\_\_ a hummingbird?  
A honeybee.
- 5 \_\_\_\_\_ you \_\_\_\_\_ person in your family?  
No, I'm not. My sister is younger than me.



**BIG QUESTION 9**

**How do we make art?**

Think about the Big Question. Write.

What do you know?

Handwriting lines for the 'What do you know?' section.

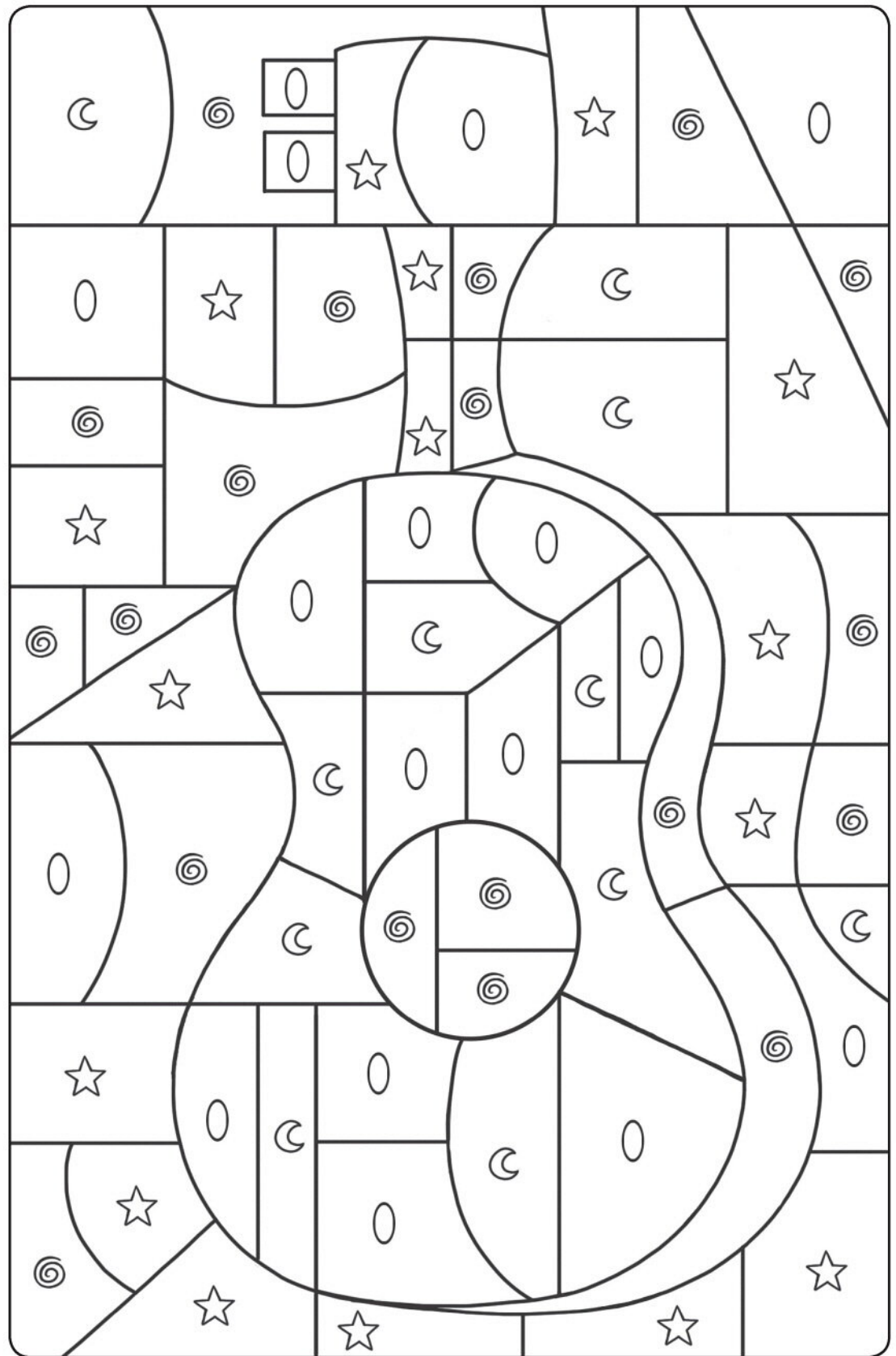
What do you want to know?

Handwriting lines for the 'What do you want to know?' section.

**Words**

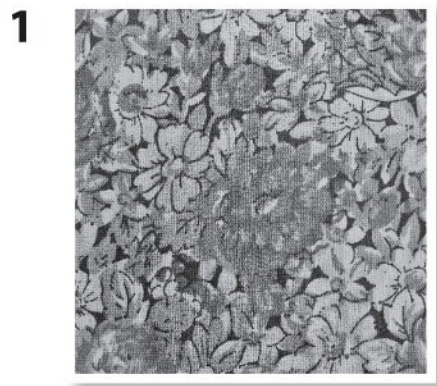
**A** Look at the instructions. Color the picture.

Stars are green.	Ovals are orange.
Crescents are pink.	Spirals are blue.






**B** Write the words.

collage corner nature straight ~~pattern~~ circle



pattern



**C** Circle *True* or *False*.


- 1 An egg is an oval.
- 2 A circle is a straight line.
- 3 A star is round.
- 4 All sculptures are big and made of wood.
- 5 Nature has living and nonliving things in it.
- 6 A collage is made of one picture.

<b>True</b>	<b>False</b>
<b>True</b>	<b>False</b>
<b>True</b>	<b>False</b>
<b>True</b>	<b>False</b>
<b>True</b>	<b>False</b>

**A** Read the text quickly. Answer the question.

How does the boy draw the dinosaur?

# Drawing a Dinosaur



**It's fun to draw things with shapes. Read the text and draw a dinosaur using shapes.**

**Think**

Think about things at home that are ovals and circles.

**Let's start.**

Draw a small oval for the head, then draw a big oval for the body. Draw two straight lines from the head to the body. Draw three triangles on top of the small oval. Draw two small circles inside the head for the eyes. Then

draw two very small circles next to each other under the eyes. This is the nose.

Draw a few small triangles on top of the body. Color all the triangles black. Draw half a crescent in the middle of the big circle for the tail. Leave one end of the crescent open. Draw two rectangles under the body, one on the right side and one on the left side. Now color your dinosaur, and give it a name.

**Think**

Think about the things you can draw using shapes.

## Comprehension

**A** What part of the text do you like? Check (✓).

The instructions  Using shapes  The picture

**B** Answer the questions.

1 How many different shapes are there in the drawing?

There are five shapes.

2 What shape is the head?

\_\_\_\_\_

3 What shape is the body?

\_\_\_\_\_

4 What shape do you draw for the eyes?

\_\_\_\_\_

5 What shape do you draw for the legs?

\_\_\_\_\_

6 How many triangles do you draw?

\_\_\_\_\_


7 How many circles do you draw?

\_\_\_\_\_

8 Do we always use shapes in drawings?

\_\_\_\_\_

**C** Draw something with shapes. Then write how to draw it.



Step 1 \_\_\_\_\_  
\_\_\_\_\_

Step 2 \_\_\_\_\_  
\_\_\_\_\_

Step 3 \_\_\_\_\_  
\_\_\_\_\_

Step 4 \_\_\_\_\_  
\_\_\_\_\_

What is it? \_\_\_\_\_

# Grammar in Use

**A** Study the grammar.

## Learn Quantifiers

There is I have	<b>some</b>	paper.	There isn't I don't have	<b>any</b>	paper.
	<b>a little</b>				
	<b>a lot of</b>				
There are I have	<b>some</b>	pens.	There aren't I don't have	<b>any</b>	pens.
	<b>a few</b>				
	<b>a lot of</b>				




**B** Circle the correct words.


- The teacher doesn't have **some** / **any** paint.
- There were **a little** / **a few** circles in the picture.
- There isn't **a few** / **any** art in the library.
- I have **a few** / **any** notebooks in my backpack.
- There are **any** / **some** stars in the sky.
- My mother puts **a little** / **a lot of** carrots in the soup.

**C** Complete the sentences.

- Nancy has \_\_\_\_\_ oranges.  
(many / some)
- Kai has \_\_\_\_\_ chips.  
(a few / a lot of)
- Debbie has \_\_\_\_\_ sandwiches.  
(a lot of / some)
- Jack doesn't have \_\_\_\_\_ cookies.  
(any / a few)



**D** Look at the picture and complete the sentences.



- 1 There is a lot of red paint.
- 2 There aren't \_\_\_\_\_ pens.
- 3 There is \_\_\_\_\_ yellow paint.
- 4 There is \_\_\_\_\_ blue paint.
- 5 There isn't \_\_\_\_\_ green paint.

**E** Rewrite each sentence.

- 1 There is some salad on the table. (vegetables)  
There are some vegetables on the table.
- 2 They have a lot of paper. (any)  
\_\_\_\_\_
- 3 There aren't any crayons in the classroom. (some)  
\_\_\_\_\_
- 4 We have a few cookies. (paint)  
\_\_\_\_\_

**F** Complete the sentences.

- 1 I have a few \_\_\_\_\_ in my room.
- 2 I have some \_\_\_\_\_ in my room.
- 3 I have a lot of \_\_\_\_\_ in my room.
- 4 I don't have any \_\_\_\_\_ in my room.
- 5 There isn't any \_\_\_\_\_ in my room.
- 6 There aren't any \_\_\_\_\_ in my room.




## Words

**A** Match the words to the pictures.

1 mobile



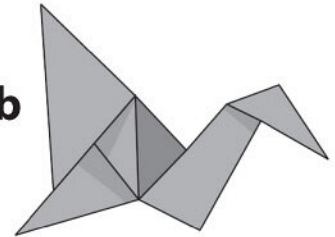
a



2 oil painting



b



3 origami




c



4 photograph




d



5 drawing



e



6 mosaic




f




**B** Look at the pictures. Write the words.

1



photograph

2



3



## Word Study

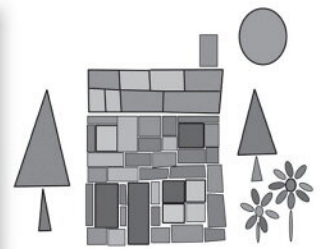
**A** Circle the word that is wrong. Write the correct word.

- 1 He bought ate comic books. eight
- 2 This is there house. \_\_\_\_\_
- 3 That subtraction problem isn't write. \_\_\_\_\_
- 4 Can you sea the ovals in the painting? \_\_\_\_\_
- 5 There are too stars in the mosaic. \_\_\_\_\_
- 6 Eye used spirals and crescents in my collage. \_\_\_\_\_

## Writing

**A** Read about the shapes Brian uses in art.

I love drawing. I use squares and rectangles for the house, windows and doors. I use circles and ovals for the flowers and the sun. I use triangles for the trees. My drawing looks great!



**B** Think about your favorite kind of art and the shapes you use in art. Answer the questions.

- 1 What is your piece of art? \_\_\_\_\_
- 2 What shapes do you use? What are they for?  
\_\_\_\_\_  
\_\_\_\_\_  
\_\_\_\_\_
- 3 How does your art look? \_\_\_\_\_

**C** Now write about using shapes in your art.

\_\_\_\_\_  
\_\_\_\_\_  
\_\_\_\_\_

### Words

**A** Look at the pictures and write the words.

shiny climb crumple waves fold crane golden edge seal

1



shiny

2



3



4



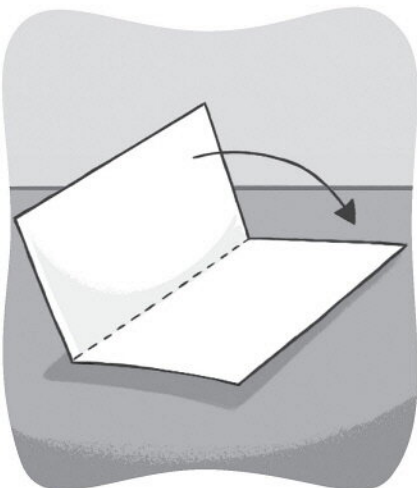
5



6



7



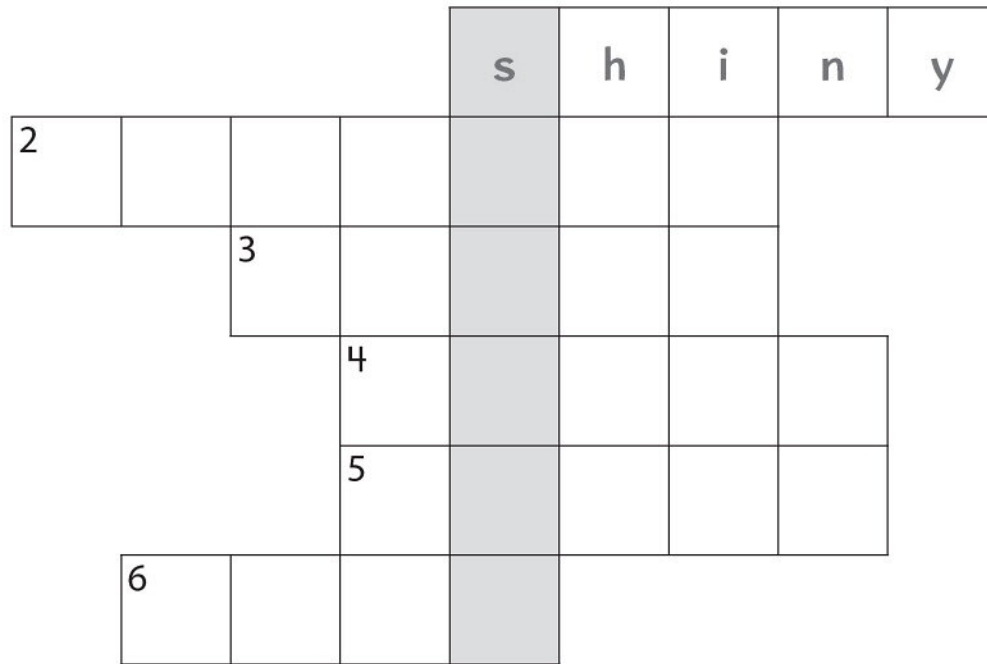



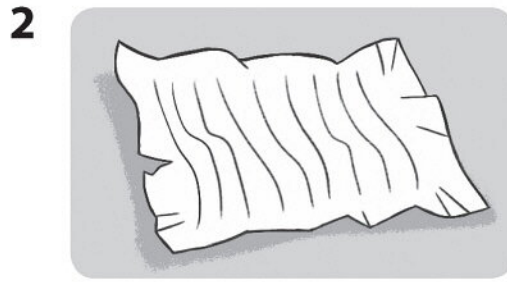
8



9



**B** Look at the pictures and complete the puzzle.  
Then write the mystery word.



The mystery word is: s\_\_\_\_\_

**C** Match the beginnings of the sentences to the ends.

- |  |                       |  |
|--|-----------------------|--|
| 1 The sun is sometimes                 | <input type="radio"/> | <input type="radio"/> a we need to fold it.          |
| 2 It is dangerous to stand on          | <input type="radio"/> | <input type="radio"/> b like to climb trees.         |
| 3 To make a piece of paper into a bird | <input type="radio"/> | <input type="radio"/> c a beautiful golden color.    |
| 4 Many boys and girls                  | <input type="radio"/> | <input type="radio"/> d seals swimming in the ocean. |
| 5 We can sometimes see                 | <input type="radio"/> | <input type="radio"/> e the edge of a desk.          |

**A** Read the story quickly. Answer the question.

What does Kai use for the ground in the picture?

---



Kai likes art. He wants to make a special picture for his mother for Mother's Day. He does a drawing of his mother outside in the sun. He wants to make his picture interesting, but he doesn't know how.

**Think**

Think about a difficult picture you wanted to make.

He asks his art teacher for help.

**Think**

Think about the people you asked for help.

She gives him some good ideas. She tells him to crumple dark blue paper and put it at the top for the sky.

Kai thinks, "I can use yellow paper for the sun and small stones in different colors for mountains."

**Think**

Think about the help they gave you.

He uses glue to stick the stones to the paper. He uses a little sand for his mother and some pasta for the ground. He finishes the picture and takes it home.

**Think**

Were you happy about the picture in the end?

He gives his mother the collage for Mother's Day. She loves it and puts it on the wall.

## Comprehension

**A** What part of the story do you like? Check (✓).

Kai       The teacher       The collage

**B** Answer the questions.

1 What school subject does Kai like? \_\_\_\_\_

2 Who does Kai ask for help? \_\_\_\_\_

3 Why does he ask for help? \_\_\_\_\_

4 Does Kai use pasta and sand in his collage? \_\_\_\_\_

**C** Circle *True* or *False*.

1 Kai loves his mother very much.

**True**

**False**

2 In the beginning Kai's picture has colors in it.

**True**

**False**

3 Kai draws a picture of his mother in the sunlight.

**True**

**False**

4 Kai's art teacher has good ideas.

**True**

**False**

5 Kai makes a paper collage.

**True**

**False**

6 Kai uses different yellow things.

**True**

**False**

7 Kai is unhappy with his picture.

**True**

**False**

8 Kai's family can see his picture every day.

**True**

**False**

**D** Think of something special you made for someone.

Answer the questions.

1 What did you make? \_\_\_\_\_

2 Who did you make it for? \_\_\_\_\_

3 What did you use? \_\_\_\_\_

4 How did you make it? \_\_\_\_\_

5 Did the person like it? \_\_\_\_\_

# Grammar in Use

**A** Study the grammar.

## Learn Quantifiers

<b>Was there</b>	<b>any</b>	paper?
<b>Were there</b>		crayons?

<b>How</b>	<b>much</b>	paper	<b>was</b> there?
	<b>many</b>	crayons	<b>were</b> there?

There	<b>was</b>	<b>some</b> <b>a little</b> <b>a lot of</b>	paper.
	<b>were</b>	<b>some</b> <b>a few</b> <b>a lot of</b> <b>ten</b>	crayons.



**B** Circle the correct words. Then match the questions to the answers.

- |   |                       |   |
|---|-----------------------|---|
| 1 <b>Was</b> / <b>Were</b> there any pencils?               | <input type="radio"/> | <input type="radio"/> <b>a</b> No, there wasn't.          |
| 2 How <b>much</b> / <b>many</b> trash was there?            | <input type="radio"/> | <input type="radio"/> <b>b</b> Yes, there were.           |
| 3 How <b>much</b> / <b>many</b> fruit did she buy?          | <input type="radio"/> | <input type="radio"/> <b>c</b> He ate three cookies.      |
| 4 <b>Were</b> / <b>Was</b> there any paint in the jar?      | <input type="radio"/> | <input type="radio"/> <b>d</b> She bought a lot of fruit. |
| 5 How <b>much</b> / <b>many</b> cookies did he eat?         | <input type="radio"/> | <input type="radio"/> <b>e</b> There were a few children. |
| 6 How <b>much</b> / <b>many</b> goats were on the mountain? | <input type="radio"/> | <input type="radio"/> <b>f</b> There was a little trash.  |
| 7 Were there <b>much</b> / <b>many</b> children?            | <input type="radio"/> | <input type="radio"/> <b>g</b> There were five goats.     |

**C** Look at the pictures. Answer the questions.

1



Did he have any paint?


No, he didn't.

2




How many stars did she make?

3



How many cranes were there?

4



Was there any paper?

5



How much snow was there?

6



Did she draw any shapes?

**D** Answer the questions.

1 Did you have any milk today?

\_\_\_\_\_

2 Did you see any cranes yesterday?

\_\_\_\_\_

3 How much paper is there in your bedroom?

\_\_\_\_\_

4 How many pens and pencils are there in your backpack?

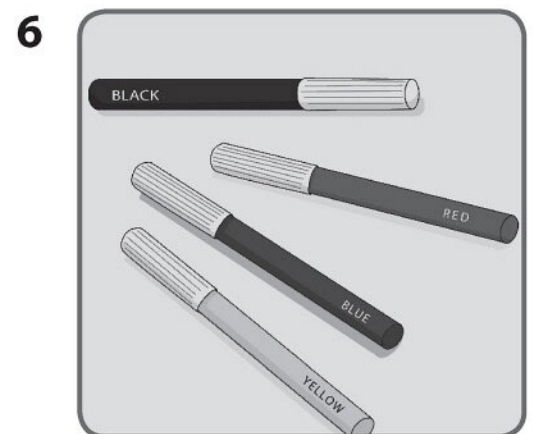
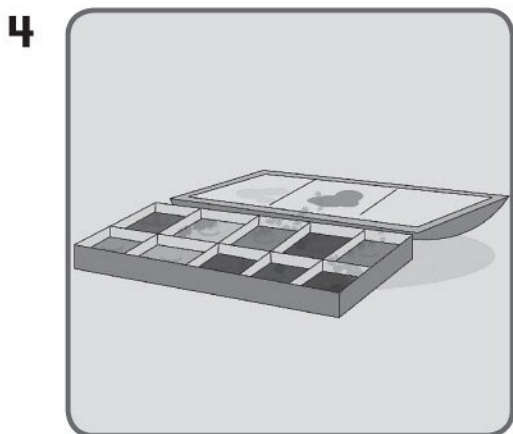
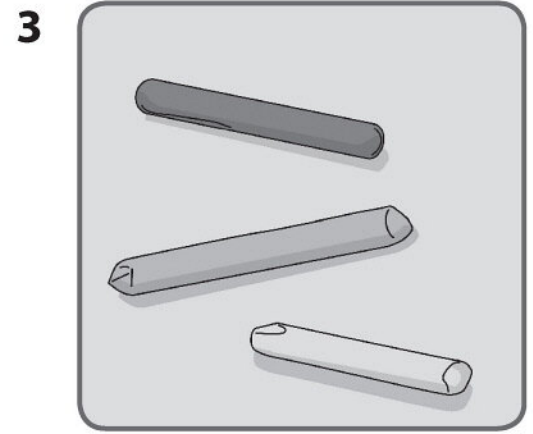
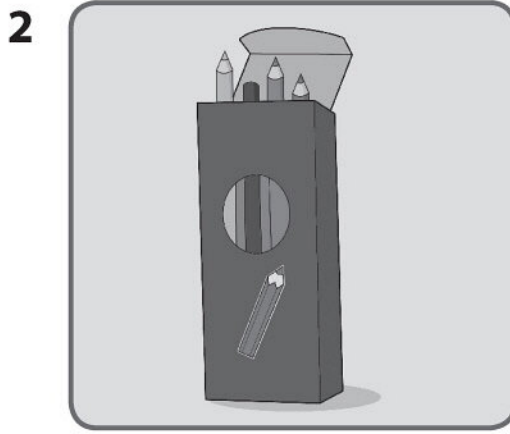
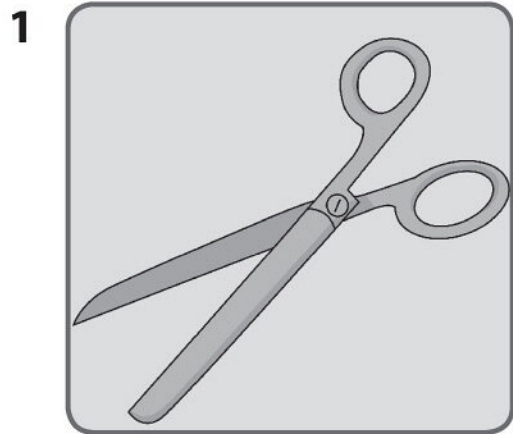
\_\_\_\_\_



# Communicate

## Words

**A** Find and circle the words.



x	t	n	w	a	t	e	r	c	o	l	o	r	s	u	i
m	a	r	k	e	r	s	a	t	z	c	h	a	l	k	m
b	g	l	u	e	f	p	s	c	i	s	s	o	r	s	q
c	o	l	o	r	e	d	p	e	n	c	i	l	s	g	k

**B** Complete the chart with words from **A**.

Things We Use To Color A Picture	Things We Don't Use To Color A Picture
1 watercolors	5 _____
2 _____	6 _____
3 _____	
4 _____	

## Writing Study

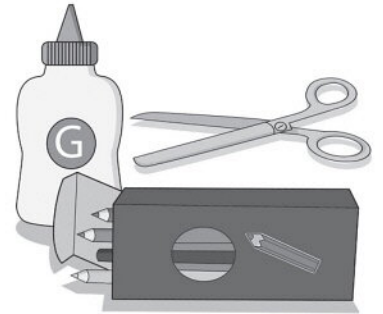
**A** Are the commas correct? Write (✓) or (X). Rewrite the incorrect sentences.

- 1 Hank used colored pencils scissors, and glue for his collage. X  
Hank used colored pencils, scissors, and glue for his collage.
- 2 They ran, jumped, and played on the playground. \_\_\_\_  
\_\_\_\_\_
- 3 My dog is smart gentle and patient. \_\_\_\_  
\_\_\_\_\_
- 4 We saw oil paintings, mosaics and photographs at the museum. \_\_\_\_  
\_\_\_\_\_

## Writing

**A** Read about the tools Emily uses in her art projects.

I usually use colored pencils in my drawings. I use markers for posters. I use scissors and glue when I make a collage. I hardly ever use chalk or watercolors.



**B** Think about the tools you use for your art projects, and complete the chart.

I usually use ...	I hardly ever use ...
_____ for _____	_____
_____ for _____	_____

**C** Now write about the tools you use for your art projects.

---

---

---

---

What have you learned?

---

---

---

---

---

---

---

---

---

---

---

---

---

---

---

---

---

---

---

---

---

---

---

---

# Review

**A** Complete the chart.

~~watercolors~~ origami star sculpture  
oval glue chalk collage markers  
scissors mobile crescent  
spiral photograph mosaic

<b>Art Supplies</b>	1	_____ watercolors _____
	2	_____
	3	_____
	4	_____
	5	_____
<b>Art Projects</b>	6	_____
	7	_____
	8	_____
	9	_____
	10	_____
	11	_____
<b>Shapes</b>	12	_____
	13	_____
	14	_____
	15	_____



**BIG QUESTION** 9

**How do we  
make art?**

**B** Circle the correct words.

- 1 John has some / any colored pencils.
- 2 There is a few / a little glue on the table.
- 3 Were there any / some circles in the sculpture?
- 4 How many / much markers do you need?
- 5 There are any / a lot of oil paintings in the museum.
- 6 How many / much chalk is there?

**C** Look at the pictures. Answer the questions.




Did he have any chalk?

No, he didn't.




How many origami animals did she make?

\_\_\_\_\_




Were there many markers on the desk?

\_\_\_\_\_



How much paint did he use?

\_\_\_\_\_



Was there any paper on the desk?

\_\_\_\_\_

## Writing Process

### BEFORE YOU WRITE:

- Read the example text.
- Think about what it means.
- Think about your own ideas.
- Choose an idea to write about.

### WHEN YOU WRITE:

- Start your sentences with a capital letter.
- Use punctuation: commas, periods, and question marks.
- Write full sentences.
- Think about your spelling. Look in the dictionary if you don't know.

### AFTER YOU WRITE:

- Read your text.
- Correct your mistakes.
- Ask your friend or teacher to read your text.

*M*

~~my~~ name is George.

My favorite animal group is *amphibians* ~~amphibeans~~.

I like frogs.

They have wet skin, gills, and big eyes.

What is your favorite animal group?

## Checklist

I can check my work for:

- punctuation
- spelling
- full sentences

I can correct my mistakes.

# Capital Letters

---

## ABC Capital Letters for Names

The first letter of a name is a capital letter.



**B**illy



**G**us



**L**ayla



**D**ot

## ABC Capital Letters in Sentences

The first letter of a sentence is a capital letter.

**T**he liquid is very hot.

**I** like mammals the best.

**M**y triangles are green.

# Punctuation

---

## • Commas

Commas separate three or more words in a list.

I like oranges, apples, and plums.

She was proud, happy, and excited.

My friends come from Italy, Egypt, Sweden, and Australia.

## ' Apostrophes and contractions

Use an apostrophe when you make a contraction.

She is not seven. She isn't seven.

They were not tired. They weren't tired.

Amelia does not like coffee. Amelia doesn't like coffee.

He did not go to the park. He didn't go to the park.

You should not eat a lot of candy. You shouldn't eat a lot of candy.

Jose cannot do his homework. Jose can't do his homework.

Frogs do not have feathers. Frogs don't have feathers.

# Parts of Speech

---

## Nouns

Nouns are naming words. A noun is a person, place, or thing.

This is my **brother**.

I live in **Mexico**.

Where are your **toys**?

## Verbs

Verbs are action words. They show the time of an action.

We **go** to school by bus. (usually happens)

We're **going** to school by bus. (happening now)

We **went** to school by bus. (happened in the past)

## Adjectives

Adjectives describe nouns. They tell you more about the nouns.

The statue is **big** and **old**.

It's a **windy** day.

Harry feels **unhappy** and **lonely**.

## Subject-Verb Agreement

When you're writing, check that you have the correct form of the verb.

**He was** in the kitchen this morning.

**They are** very excited about the party.

**We weren't** hungry at lunchtime.

# Regular and Irregular Verbs

## Regular Verbs

Most verbs are regular. Add *-ed* to form the past tense of regular verbs.

He camp**ed** in the forest.

He fish**ed** in the lake.

He surf**ed** in the sea.

## Irregular Verbs

Some verbs are irregular. We don't use *-ed* to form the past tense.

We have to learn the past tense form of each verb. Below is a list of irregular verbs.

Base Verb	Past Simple
beat	beat
bite	bit
blow	blew
buy	bought
catch	caught
choose	chose
cry	cried
do	did
drink	drank
eat	ate
fall	fell
fly	flew
get	got
give	gave

Base Verb	Past Simple
grow	grew
have	had
make	made
put	put
run	ran
sell	sold
shake	shook
sing	sang
sleep	slept
swim	swam
take	took
teach	taught
think	thought
throw	threw



**OXFORD**  
UNIVERSITY PRESS

Great Clarendon Street, Oxford, OX2 6DP, United Kingdom

Oxford University Press is a department of the University of Oxford.  
It furthers the University's objective of excellence in research, scholarship,  
and education by publishing worldwide. Oxford is a registered trade  
mark of Oxford University Press in the UK and in certain other countries

© Oxford University Press 2014

The moral rights of the author have been asserted

First published in 2014

2018 2017 2016 2015 2014

10 9 8 7 6 5 4 3 2 1

**No unauthorized photocopying**

All rights reserved. No part of this publication may be reproduced, stored  
in a retrieval system, or transmitted, in any form or by any means, without  
the prior permission in writing of Oxford University Press, or as expressly  
permitted by law, by licence or under terms agreed with the appropriate  
reprographics rights organization. Enquiries concerning reproduction outside  
the scope of the above should be sent to the ELT Rights Department, Oxford  
University Press, at the address above

You must not circulate this work in any other form and you must impose  
this same condition on any acquirer

Links to third party websites are provided by Oxford in good faith and for  
information only. Oxford disclaims any responsibility for the materials  
contained in any third party website referenced in this work

ISBN: 978 0 19 427866 9

Printed in China

This book is printed on paper from certified and well-managed sources

**ACKNOWLEDGEMENTS**

*Illustrated characters Billy, Dot, Gus and Layla* by: Luispa Salmon/Lemonade  
Illustration Agency

*Illustrations* by: Peter Bay Alexandersen/Shannon Associates L.L.C pp.12, 30,  
58, 66, 84, 94, 102, 109, 120, 130, 138, 148, 156; Kathy Baxendale p.39; Clare  
Elsom/NB Illustration pp.6 (Ex B), 14 (Ex B), 25, 33, 42 (Ex B), 51, 60 (Ex C), 69,  
79, 87, 96 (Ex B), 97, 105, 115, 122 (Ex B), 133, 140 (Ex C), 141, 150 (Ex C), 151,  
159; Lisa Hunt/The Organisation pp.8, 16 (Ex B), 17, 18, 26, 27, 34, 35, 36, 44,  
45, 52, 55, 62, 63, 70, 71, 72, 73, 80, 81, 88, 89, 90, 91, 98, 99, 107, 108, 116,  
117, 124, 125, 127, 134, 135, 142, 143, 144, 152, 153, 160, 161, 163; Genevieve  
Kote pp.2, 10, 11, 20, 21, 28, 29, 38, 46, 56, 64, 74, 82, 83, 92, 100, 101, 110,  
111, 118, 128, 129, 136, 146, 154, 155.

*The Publishers would like to thank the following for their kind permission to reproduce  
photographs and other copyright material:* Alamy pp.3 (frog/Scott Camazine),  
3 (bird/F1online digitale Bildagentur GmbH), 3 (fish scales/imagebroker),  
4 (lion/Anna Hair), 16 (ant/Nigel Cattlin), 16 (lynx/Juniors Bildarchiv GmbH),  
16 (spider/Paul Springett A), 16 (lion/Image Source), 22 (JTB MEDIA CREATION,  
Inc.), 39 (radio/Chuck Eckert), 39 (airplane/John Zada), 40 (antique airplane/  
GL Archive), 47 (Peter Titmuss), 48 (immigration/Niday Picture Library),  
48 (woman writing/ClassicStock), 112 (Andres Rodriguez), 147 (collage/  
amana images inc.); Ardea p.4 (whale/M. Watson); Getty Images pp.3 (feather/  
Tokism), 16 (chimpanzee/Cyrl Ruoso/JH Editorial), 40 (new airplane/2006 AFP),  
76 (Rayman), 147 (field/ingmar wesemann); Oxford University Press pp.3 (eggs/  
Robert Read), 3 (fish/Stockbyte), 147 (ruler/Photodisc); shutterstock pp.16 (lion/  
Volodymyr Goynyk), 39 (child/Stanislav Komogorov), 39 (globe/beboy),  
147 (pattern/Pitball23); Zooid Pictures p.39 (letter)

*Cover illustration:* Michael Slack

*Cover photograph:* Craig van der Lende/Getty Images

## Creating young thinkers with great futures

**Why should we take care of the Earth? How do we make art? What makes things move?**

**Oxford Discover** uses **Big Questions** like these to tap into children's **natural curiosity** and enable them to ask their own questions, find their own answers, and explore the world around them.

This approach to language learning and literacy, supported by a **controlled grammar and skills syllabus**, helps children achieve **near-native fluency** in English.

**Oxford Discover** gives teachers the tools to **develop children's 21st century skills**, creating young thinkers with great futures.



- Student Book
- Workbook
- Workbook with Online Practice
- Integrated Teaching Toolkit
- Teacher's Book
- Assessment for Learning CD-ROM
- Big Question DVD
- Online Practice
- Class Audio CDs
- Picture Cards
- Poster Pack
- Oxford iTools: Digital Classroom Resources
- Oxford Discover Writing and Spelling
- Oxford Discover Grammar
- Parent website
- Teacher website





**Lesley Koustaff**



**Susan Rivers**

### Recommended Readers

Oxford Read and Imagine



Oxford Read and Discover