

BRAIN QUEST

WORKBOOK

Pre-K

AGES 4-5

ABCs

123s

PHONICS

VOCABULARY

SHAPES
AND COLORS

SORTING
AND MATCHING

MY WORLD

SCIENCE

FUN AND
GAMES

A whole year of curriculum-based exercises and activities in one fun book!

COMES WITH:

- Brain Quest mini-deck
- Over 150 stickers
- Fold-out poster
- Award certificate

OVER
37 MILLION
COPIES SOLD!

BRAIN QUEST

AMERICA'S #1
EDUCATIONAL
BESTSELLER!



By **LIANE ONISH** with the
BRAIN QUEST Advisory Panel of Teachers

WIN
\$25,000
FOR COLLEGE!
PRESENTED BY CHRYSLER

See back for details.

Brain Quest

Dear Parent,

“It’s Fun to Be Smart!” That’s not just our slogan, it’s our philosophy. For fifteen years we’ve been adding a big dose of “fun” into learning—first with our bestselling Q&A Brain Quest card decks; then with all the licensed games and products bearing the Brain Quest brand; and now with BRAIN QUEST WORKBOOKS.

At Brain Quest we believe:

- All kids are smart—though they learn at their own speed.
- All kids learn best when they’re having fun.
- All kids deserve the chance to reach their potential—given the tools they need, there’s no limit to how far they can go!


BRAIN QUEST WORKBOOKS are the perfect tools to help children get a leg up in all areas of curriculum; they can hone their reading skills or dig in with math drills, review the basics or get a preview of lessons to come. These are not textbooks, but rather true workbooks—best used as supplements to what kids are learning in school, reinforcing curricular concepts while encouraging creative problem solving and higher-level thinking. You and your child can tackle a page or two a day—or an entire chapter over the course of a long holiday break. Your child will be getting great help with basic schoolwork, and you will be better able to gauge how well he or she is understanding course material.

Each BRAIN QUEST WORKBOOK has been written in consultation with an award-winning teacher specializing in that grade, and is compliant with most school curricula across the country. We cover the core competencies of reading, writing, and math in depth—with chapters on science, social studies, and other popular units rounding out the curriculum. Easy-to-navigate pages with color-coded tabs help identify chapters, while Brain Boxes offer parent-friendly explanations of key concepts and study units. That means parents can use the workbooks in conjunction with what their children are learning in school, or to explain material in ways that are consistent with current teaching strategies. In either case, the workbooks create an important bridge to the classroom, an effective tool for parents, homeschoolers, tutors, and teachers alike.

BRAIN QUEST WORKBOOKS all come with a variety of fun extras: a pull-out poster; Brain Quest “mini-cards” based on the bestselling Brain Quest game; two pages of stickers; and a Brainiac Award Certificate to celebrate successful completion of the workbook.

Learning is an adventure—a quest for knowledge. At Brain Quest we strive to guide children on that quest, to keep them motivated and curious, and to give them the confidence they need to do well in school . . . and beyond. We’re confident that BRAIN QUEST WORKBOOKS will play an integral role in your child’s adventure. So let the learning—and the fun—begin!

—The editors of Brain Quest



Copyright © 2008 by Workman Publishing Company, Inc.

By purchasing this workbook, the buyer is permitted to reproduce worksheets and activities for classroom use only, but not for commercial resale. Please contact the publisher for permission to reproduce pages for an entire school or school district. With the exception of the above, no portion of this book may be reproduced—mechanically, electronically, or by any other means, including photocopying—without written permission of the publisher.

BRAIN QUEST is a registered trademark of Workman Publishing Company, Inc., and Groupe Play Bac, S.A.
It's Fun to Be Smart! is a registered trademark of Workman Publishing Company, Inc.

Library of Congress Cataloging-in-Publication Data is available.

ISBN-13: 978-0-7611-4961-3

Workbook series design by Raquel Jaramillo
Illustrations by Jamie Smith

Workman books are available at special discounts when purchased in bulk for premiums and sales promotions as well as for fund-raising or educational use. Special editions or book excerpts also can be created to specification. For details, contact the Special Sales Director at the address below.

Workman Publishing Company, Inc.
225 Varick Street
New York, NY 10014-4381
www.workman.com

Printed in the United States of America
First printing June 2008

Brain Quest[®]

Pre-K

Workbook



Written by Liane Onish
Consulting Editor: Jane Ching Fung

WORKMAN PUBLISHING
NEW YORK



Contents


ABCs	5
123s	121
Phonics	159
Vocabulary	187
Shapes and Colors	203
Sorting and Matching	237
My World	257
Science	271
Fun and Games	297
Brain Quest Extras	309





ABCs



A




Find the cards with **A**
and color them **red**.





a



Find the cards with **a**
and color them **brown**.





B



Find the cards with **B**
and color them **yellow**.








b



Find the cards with **b**
and color them **orange**.





Find the cards with C
and color them blue.







cat




Find the cards with c
and color them purple.





Find the cards with D
and color them green.





d

duck



Find the cards with d
and color them brown.

d

D


C

d



E

Elephant



Find the cards with **E**
and color them blue.

D

E


E

F



e

elephant



Find the cards with **e**
and color them purple.

f

e

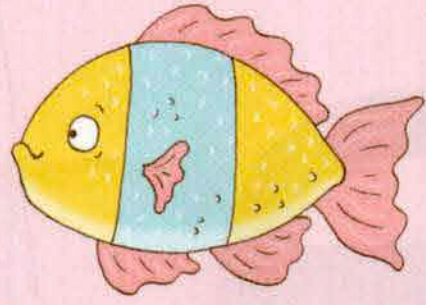
E

e



F

Fish



Find the cards with **F**
and color them **yellow**.

F


F

D

E



f



Find the cards with **f**
and color them **pink**.





G

Ghost



Find the cards with **G**
and color them blue.

E

F

G

G



g

ghost



Find the cards with **g**
and color them purple.

d

g





g

G



Match Up!

Draw a line from each capital letter to the matching lowercase letter.





D

f

F


e

E


d

G

g




Find the cards with H
and color them orange.





h




Find the cards with h
and color them red.





Igloo



Find the cards with **I**
and color them **pink**.










igloo



Find the cards with **i**
and color them **yellow**.






Jacket



Find the cards with J
and color them green.





j

jacket



Find the cards with j
and color them blue.

p

j

j

m



K




Find the cards with K
and color them purple.





K

kangaroo



Find the cards with **k**
and color them **pink**.

k

d

k

k



Lizard



Find the cards with L
and color them green.

K

L

L

I



lizard



Find the cards with **l**
and color them **red**.

L


i

l


l



M




Find the cards with **M** and
color them **orange**.





m



Find the cards with m and color them yellow.

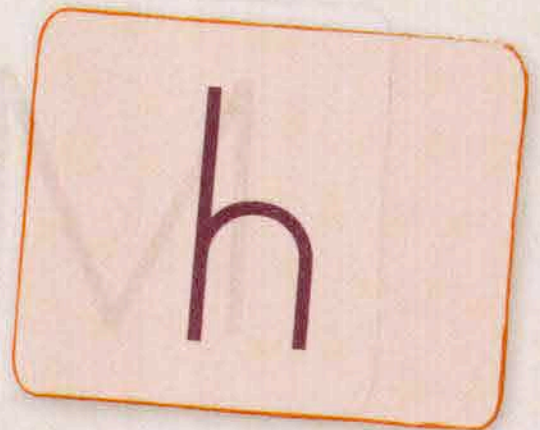











Match Up!

Draw a line from each capital letter to the matching lowercase letter.

ABCs









N



Find the cards with **N**
and color them **brown**.









n





Find the cards with n
and color them red.







Find the cards with ○
and color them green.








octopus



Find the cards with o
and color them blue.





P

Penguin



Find the cards with P
and color them yellow.

O


B

P

P




p





Find the cards with p
and color them green.





Find the cards with Q
and color them orange.





queen



Find the cards with q
and color them yellow.

Q


q

q

p



R




Find the cards with **R**
and color them **red**.





r

rose



Find the cards with r
and color them pink.

r

r

e


R



S



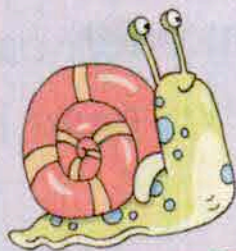
Find the cards with S
and color them yellow.





S

snail



Find the cards with **s**
and color them **orange**.

s

S




S





O



Match Up!


Draw a line from each capital letter to the matching lowercase letter.








T



Find the cards with T
and color them purple.








turtle




Find the cards with †
and color them red.






Find the cards with U
and color them orange.





umbrella



u

Find the cards with u
and color them yellow.

u

u

u


v



Violin





Find the cards with V
and color them green.







Find the cards with v
and color them pink.






Find the cards with **W**
and color them blue.





W

whale



Find the cards with w
and color them purple.

m

w

W




w



X

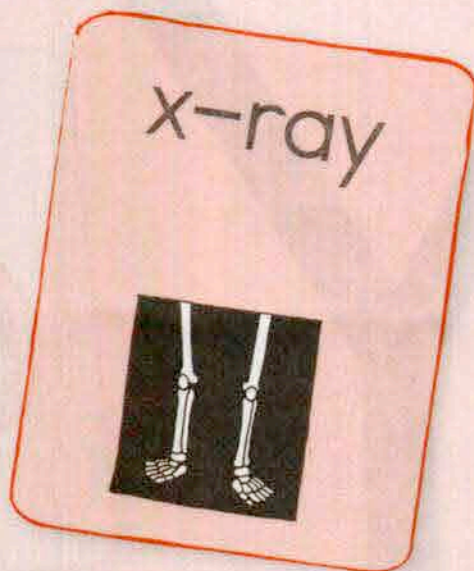


Find the cards with **X**
and color them **brown**.










X




Find the cards with **x**
and color them **red**.





Find the cards with Y
and color them orange.






Y



Find the cards with y
and color them yellow.





Z

Zebra



Find the cards with Z
and color them green.

Y

Z

Z

N



Z

zebra



Find the cards with z
and color them blue.

z

Z

g


Z








Match Up!

Draw a line from each capital letter to the matching lowercase letter.

ABCs







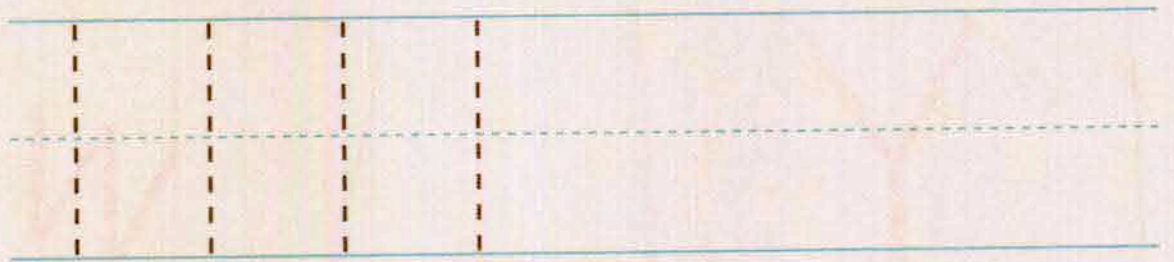


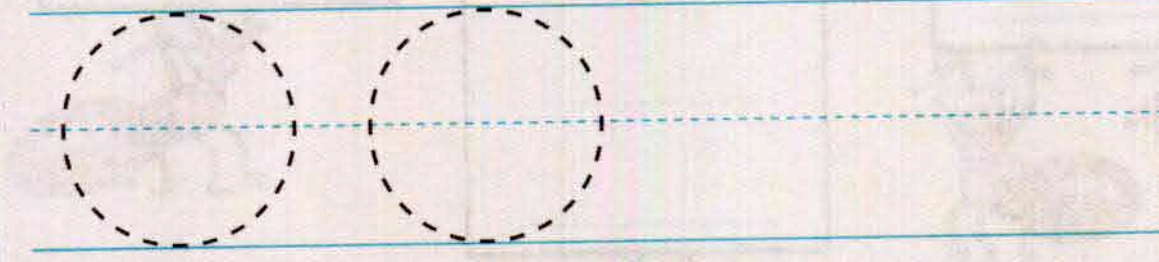
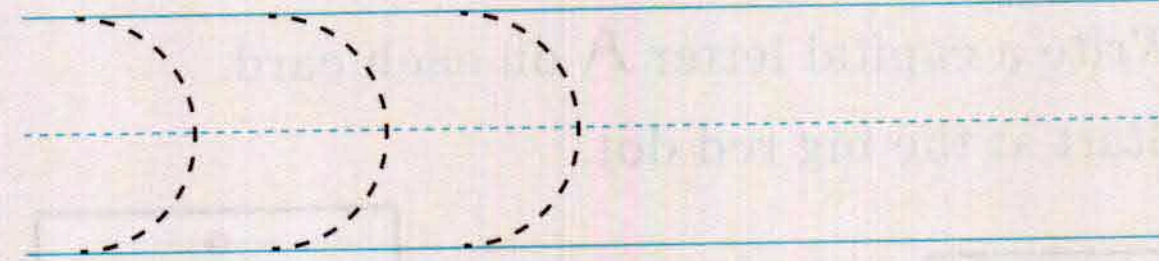


Prewriting

Trace the dotted lines with your crayon.

Then draw your own matching lines.

ABCs








A

ABCs

Trace the capital letter A.

Start at the big red dot.




Then write the capital letter A.



Look at the ants!

Write a capital letter A on each card.

Start at the big red dot.






a

Trace the lowercase letter **a**.

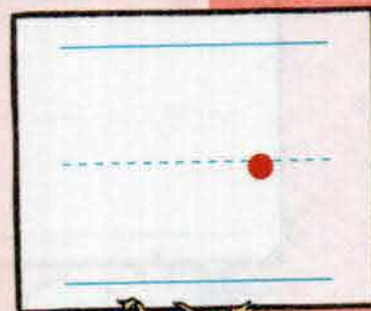

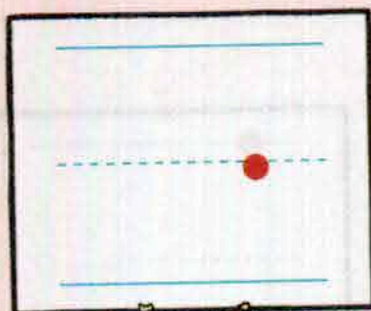

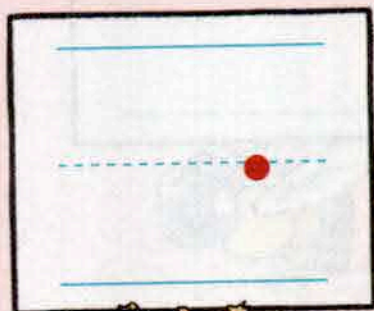
Start at the big red dot.

Then write the lowercase letter **a**.



Now write a lowercase letter **a**
on each card.

Start at the big red dot.



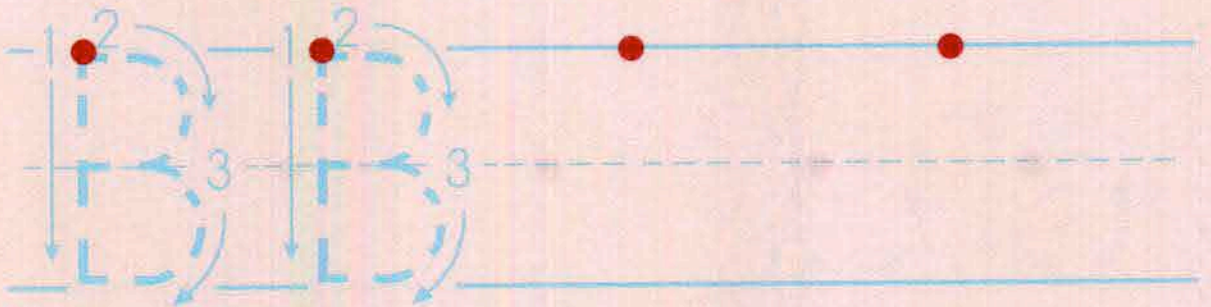


B

Trace the capital letter B.

Start at the big red dot.

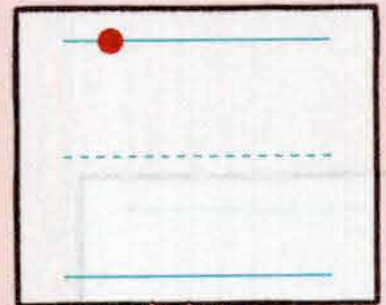
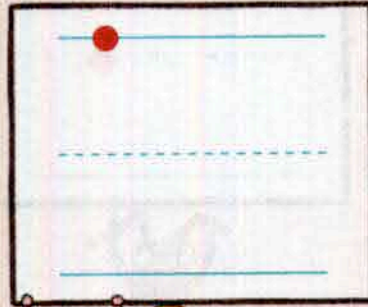


Then write the capital letter B.



Look at the bees!

Write a capital letter B on each card.

Start at the big red dot.



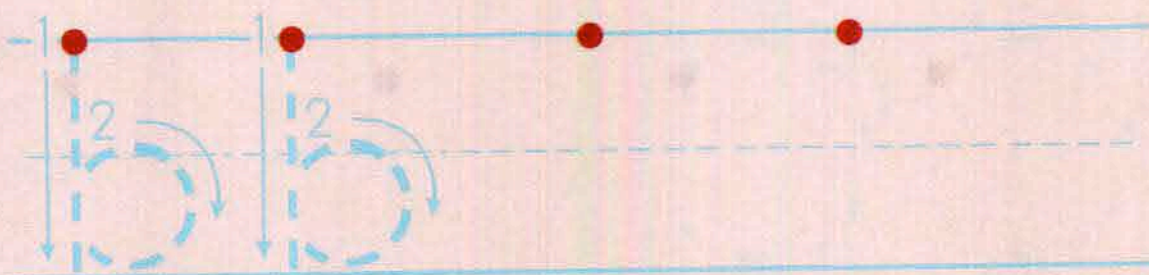


b

Trace the lowercase letter b.




Start at the big red dot.

Then write the lowercase letter b.



Now write a lowercase letter b
on each card.

Start at the big red dot.





C


c

ABCs

Trace the capital letter C.

Start at the big red dot.


Then write the capital letter C.



Look at the cats!

Write a capital letter C on each card.

Start at the big red dot.






C



Trace the lowercase letter c.


Start at the big red dot.

Then write the lowercase letter c.



Now write a lowercase letter c on each card.

Start at the big red dot.






D

ABCs

Trace the capital letter D.

Start at the big red dot.


Then write the capital letter D.



Look at the ducks!

Write a capital letter D on each card.

Start at the big red dot.



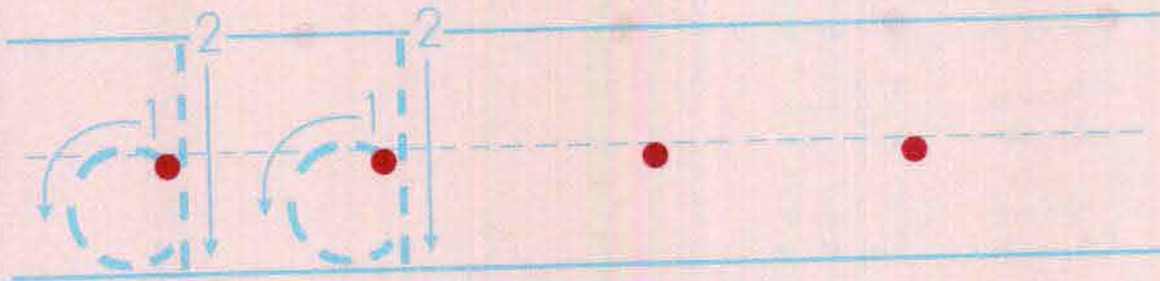


d

Trace the lowercase letter d.


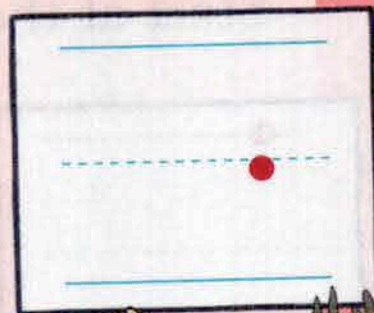
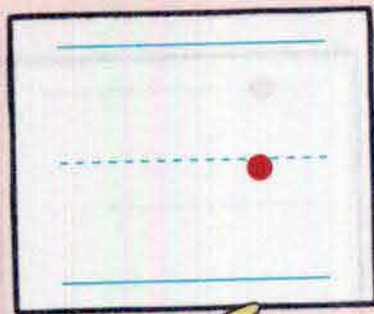

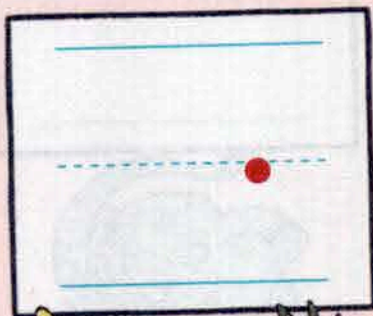
Start at the big red dot.

Then write the lowercase letter d.



Now write a lowercase letter d
on each card.

Start at the big red dot.





E

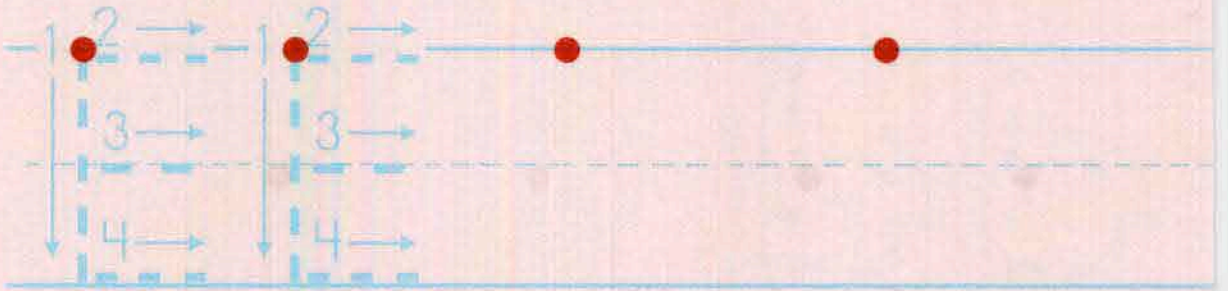
e

ABCs

Trace the capital letter E.

Start at the big red dot.




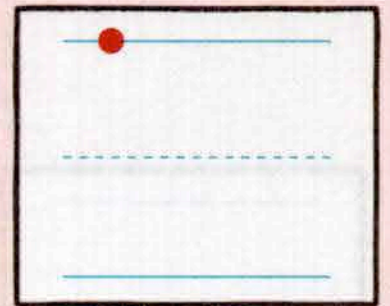
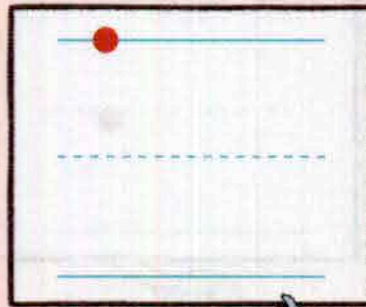

Then write the capital letter E.




Look at the elephants!

Write a capital letter E on each card.

Start at the big red dot.





e

Trace the lowercase letter e.




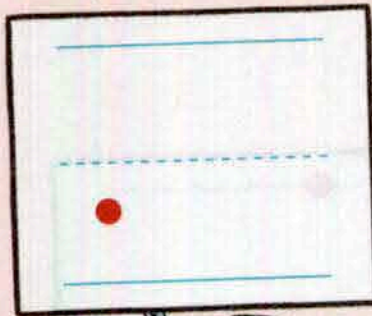

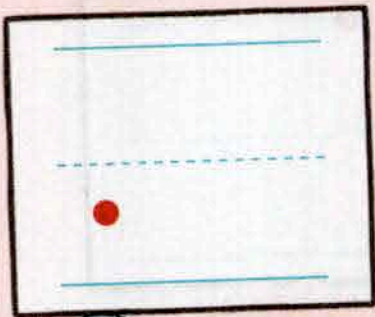
Start at the big red dot.

Then write the lowercase letter e.



Now write a lowercase letter e
on each card.

Start at the big red dot.






F

ABCs

Trace the capital letter F.

Start at the big red dot.


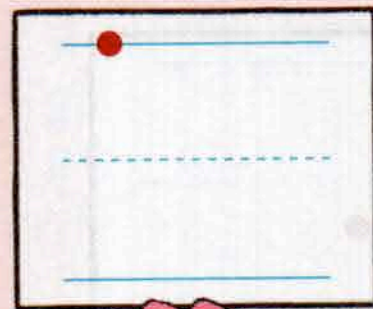

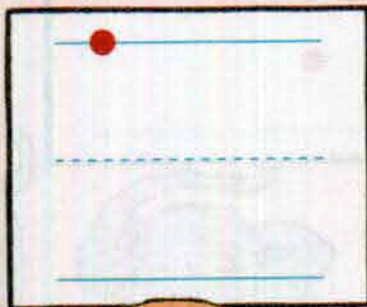

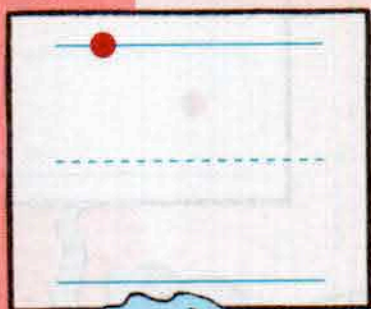
Then write the capital letter F.



Look at the fish!

Write a capital letter F on each card.

Start at the big red dot.






f

Trace the lowercase letter f.




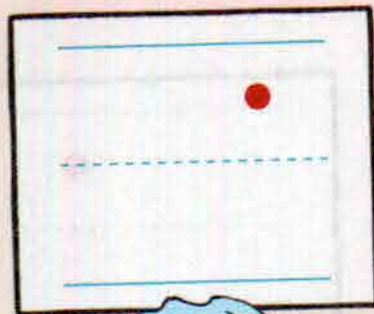

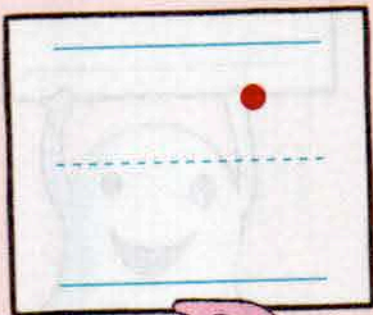
Start at the big red dot.

Then write the lowercase letter f.



Now write a lowercase letter f
on each card.

Start at the big red dot.






G

Trace the capital letter G.

Start at the big red dot.

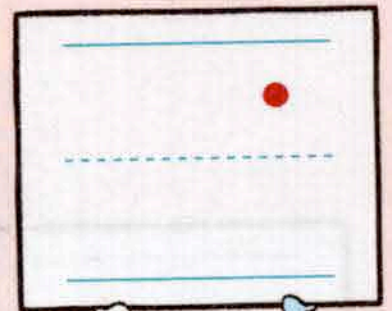

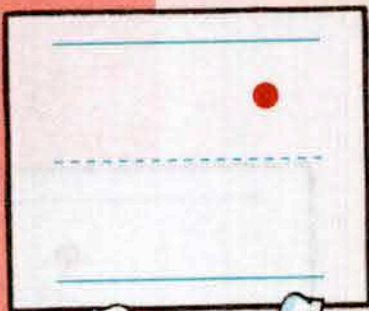
Then write the capital letter G.



Look at the ghosts!

Write a capital letter G on each card.

Start at the big red dot.



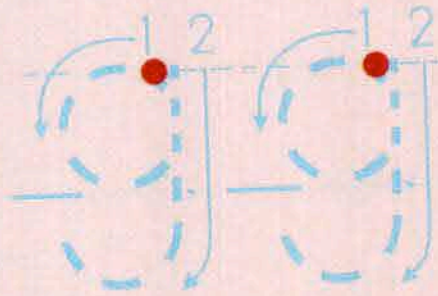


g

Trace the lowercase letter g.



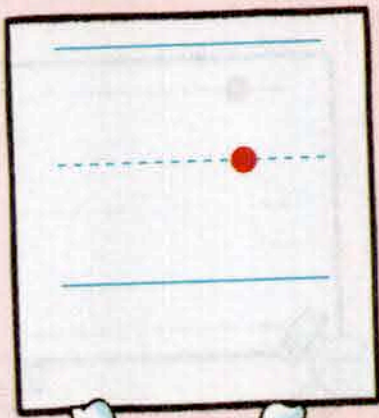
Start at the big red dot.

Then write the lowercase letter g.



Now write a lowercase letter g
on each card.

Start at the big red dot.






H

Trace the capital letter H.

Start at the big red dot.


Then write the capital letter H.



Look at the hammers!

Write a capital letter H on each card.

Start at the big red dot.






h

Trace the lowercase letter h.


Start at the big red dot.

Then write the lowercase letter h.



Now write a lowercase letter h
on each card.

Start at the big red dot.






I

Trace the capital letter I.

Start at the big red dot.

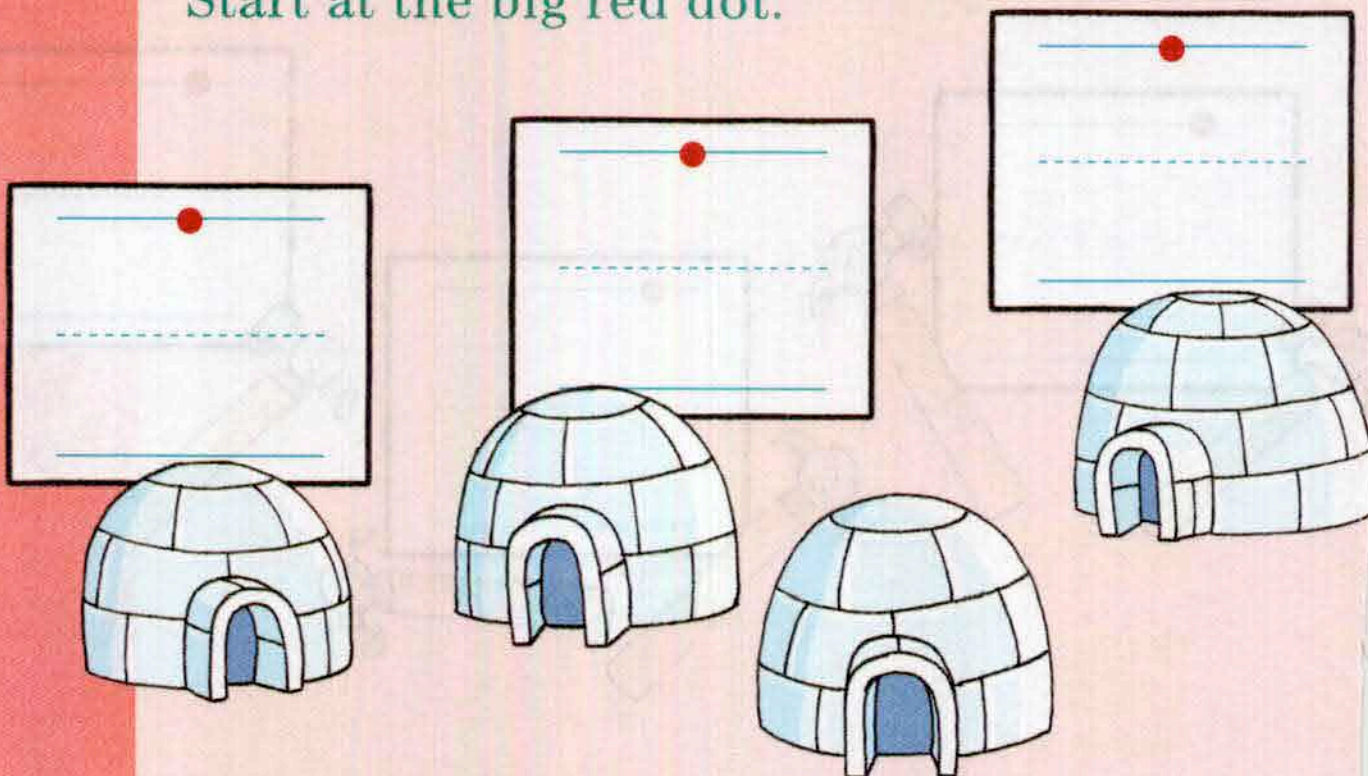
Then write the capital letter I.



Look at the igloos!

Write a capital letter I on each card.

Start at the big red dot.






i

Trace the lowercase letter i.

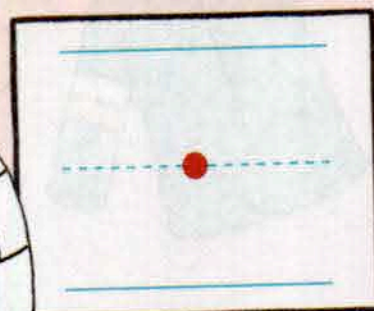
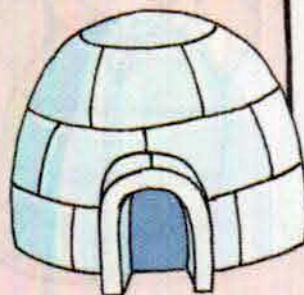

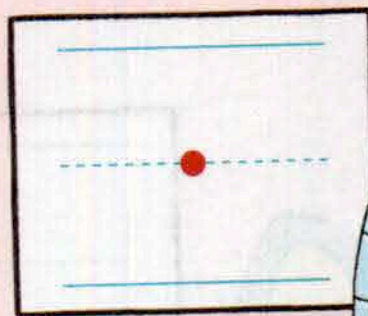
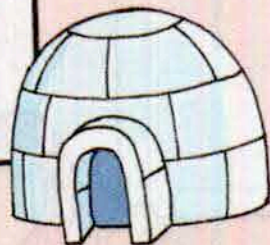

Start at the big red dot.

Then write the lowercase letter i.



Now write a lowercase letter i
on each card.

Start at the big red dot.





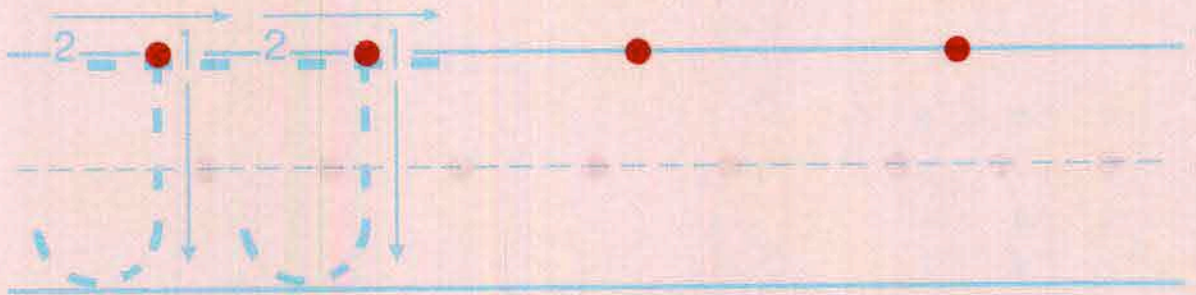
J

ABCs

Trace the capital letter J.

Start at the big red dot.

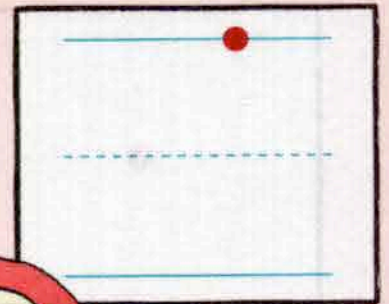
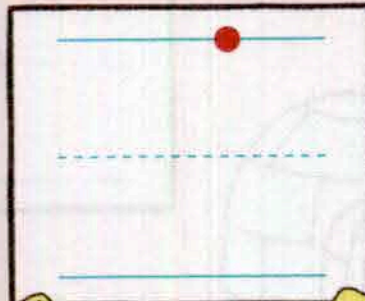
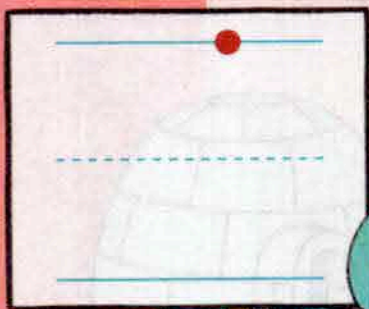
Then write the capital letter J.



Look at the jackets!

Write a capital letter J on each card.

Start at the big red dot.






j

Trace the lowercase letter j.




Start at the big red dot.

Then write the lowercase letter j.



Now write a lowercase letter j
on each card.

Start at the big red dot.






K

Trace the capital letter K.

Start at the big red dot.


Then write the capital letter K.



Look at the kangaroos!

Write a capital letter K on each card.

Start at the big red dot.






k

Trace the lowercase letter k.




Start at the big red dot.

Then write the lowercase letter k.



Now write a lowercase letter k
on each card.

Start at the big red dot.






L

Trace the capital letter L.

Start at the big red dot.




Then write the capital letter L.



Look at the lizards!

Write a capital letter L on each card.

Start at the big red dot.






Trace the lowercase letter l.




Start at the big red dot.

Then write the lowercase letter l.



Now write a lowercase letter l
on each card.

Start at the big red dot.





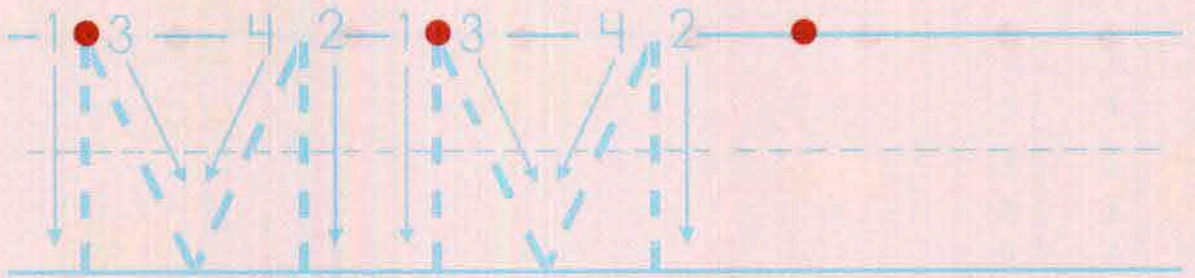
M

ABCs

Trace the capital letter M.

Start at the big red dot.




Then write the capital letter M.



Look at the mice!

Write a capital letter M on each card.

Start at the big red dot.






m

Trace the lowercase letter m.


Start at the big red dot.

Then write the lowercase letter m.



Now write a lowercase letter m
on each card.

Start at the big red dot.





N

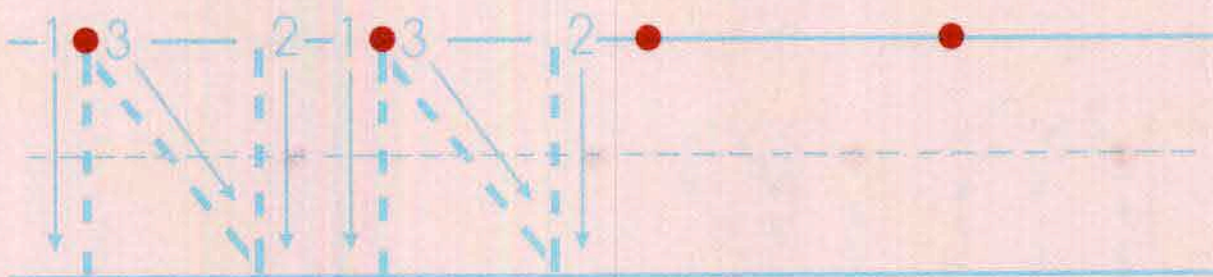
n

ABCs

Trace the capital letter N.

Start at the big red dot.


Then write the capital letter N.



Look at the newspapers!

Write a capital letter N on each card.

Start at the big red dot.






n

Trace the lowercase letter n.


Start at the big red dot.


Then write the lowercase letter n.



Now write a lowercase letter n
on each card.

Start at the big red dot.



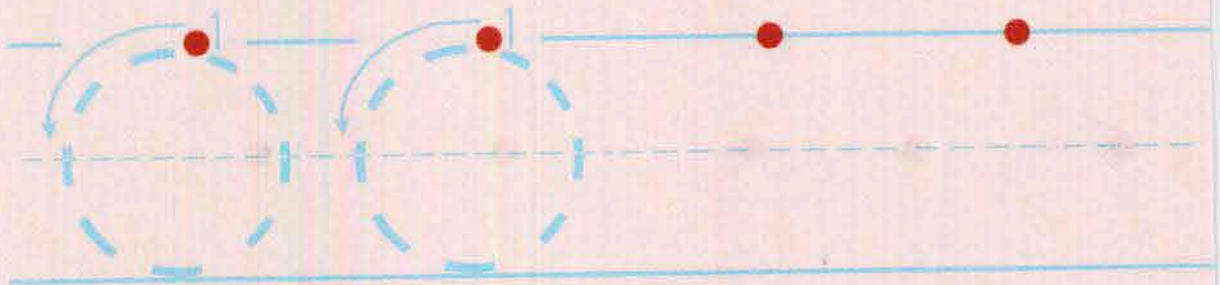


ABCs

Trace the capital letter O.

Start at the big red dot.


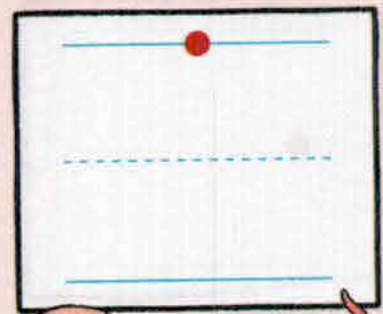
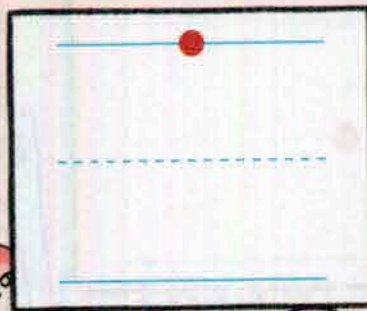
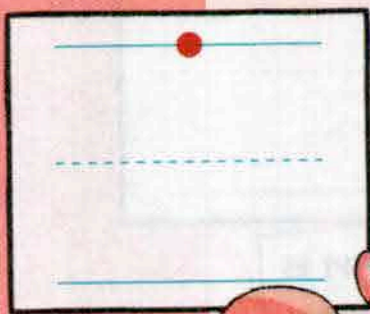
Then write the capital letter O.



Look at the octopuses!

Write a capital letter O on each card.

Start at the big red dot.





Trace the lowercase letter o.


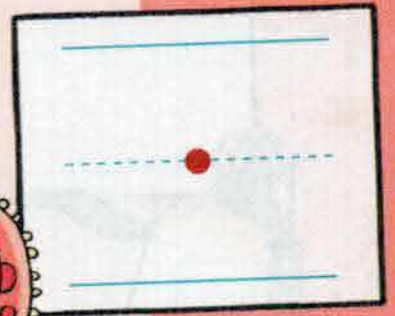
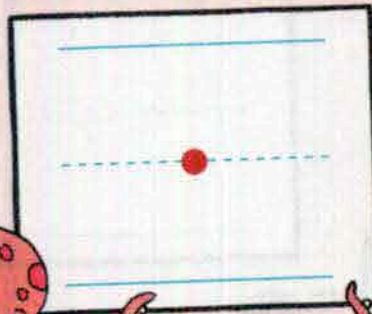
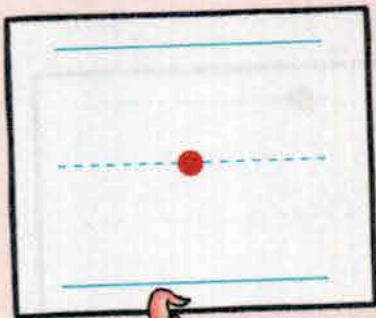
Start at the big red dot.

Then write the lowercase letter o.



Now write a lowercase letter o
on each card.

Start at the big red dot.






P

Trace the capital letter P.

Start at the big red dot.


Then write the capital letter P.



Look at the penguins!

Write a capital letter P on each card.

Start at the big red dot.






p



Trace the lowercase letter p.




Start at the big red dot.

Then write the lowercase letter p.



Now write a lowercase letter p
on each card.

Start at the big red dot.





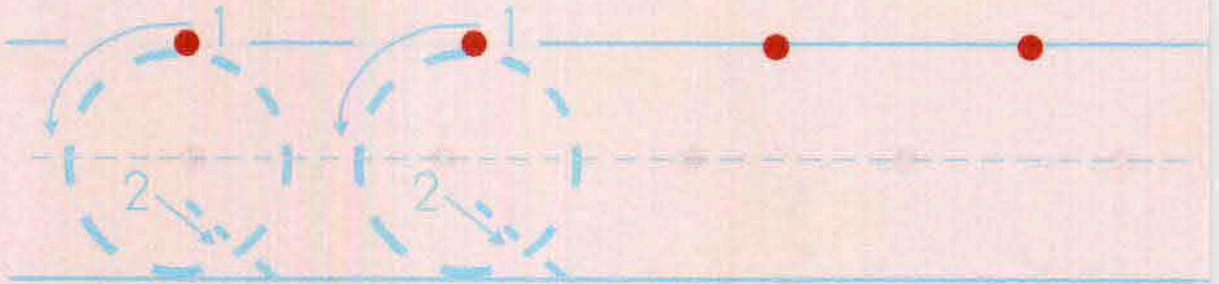
Q

ABCs

Trace the capital letter Q.

Start at the big red dot.


Then write the capital letter Q.



Look at the queens!

Write a capital letter Q on each card.

Start at the big red dot.






q

Trace the lowercase letter q.

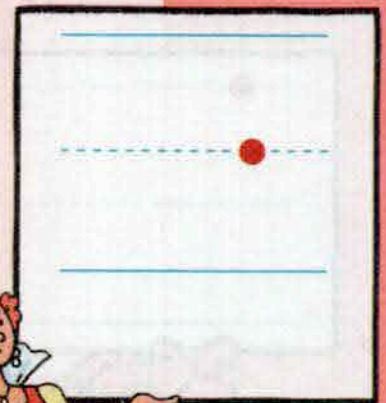


Start at the big red dot.

Then write the lowercase letter q.



Now write a lowercase letter q
on each card.

Start at the big red dot.





R




ABCs

Trace the capital letter R.

Start at the big red dot.


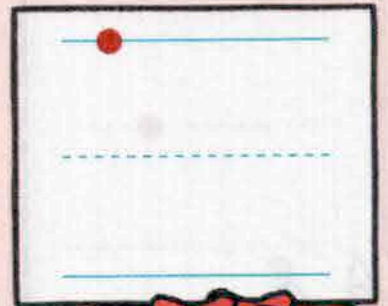

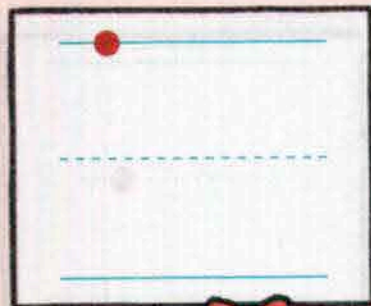


Then write the capital letter R.



Look at the roses!

Write a capital letter R on each card.

Start at the big red dot.



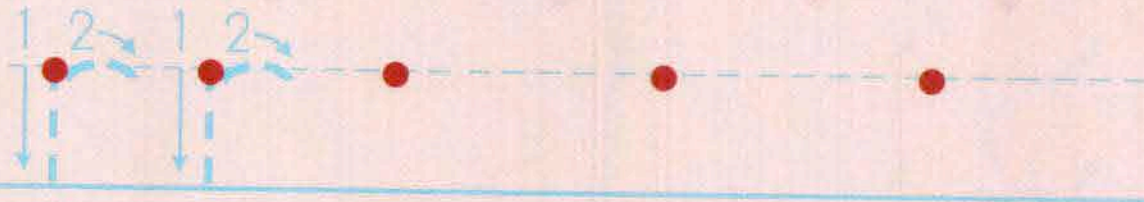


r

Trace the lowercase letter r.




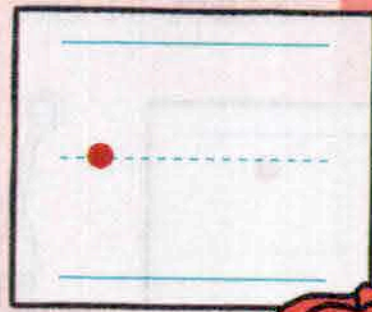
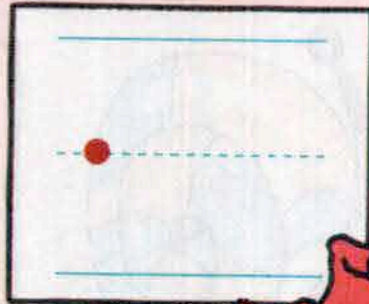
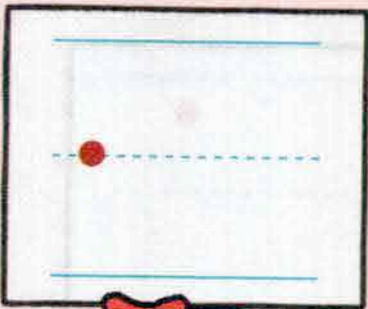
Start at the big red dot.

Then write the lowercase letter r.



Now write a lowercase letter r
on each card.

Start at the big red dot.






S

ABCs

Trace the capital letter S.

Start at the big red dot.

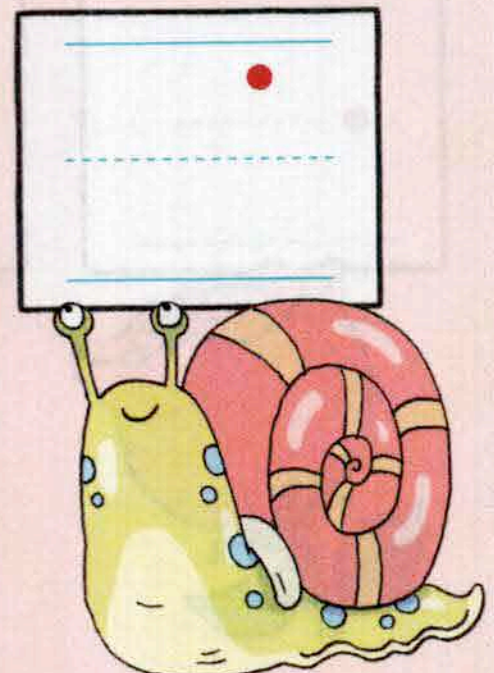


Then write the capital letter S.



Look at the snails!

Write a capital letter S on each card.

Start at the big red dot.



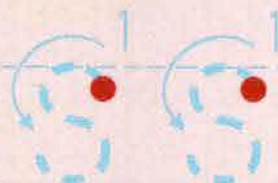


S

Trace the lowercase letter s.


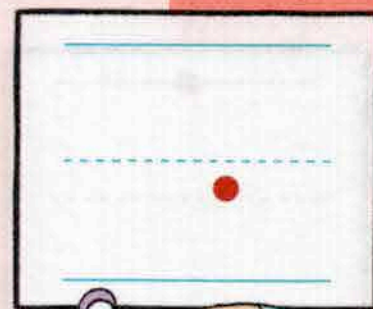
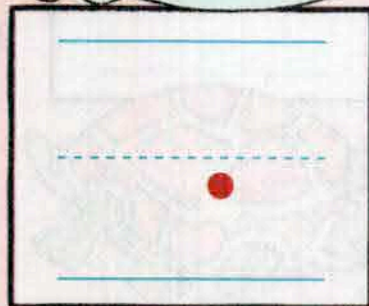

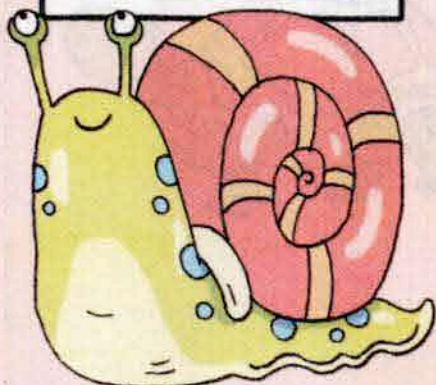
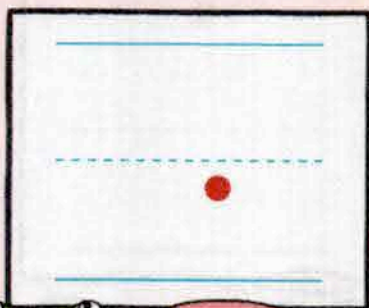
Start at the big red dot.

Then write the lowercase letter s.



Now write a lowercase letter s
on each card.

Start at the big red dot.






T

Trace the capital letter T.

Start at the big red dot.






Then write the capital letter T.



Look at the turtles!

Write a capital letter T on each card.

Start at the big red dot.






t

Trace the lowercase letter t.



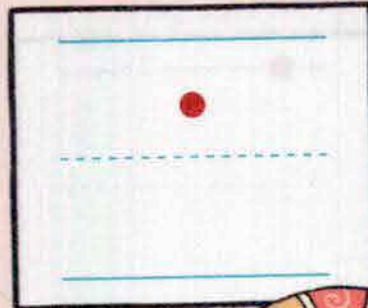

Start at the big red dot.

Then write the lowercase letter t.



Now write a lowercase letter t
on each card.

Start at the big red dot.





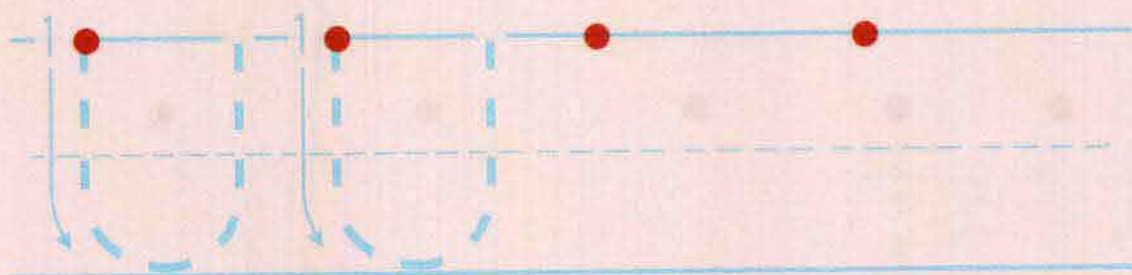
U

ABCs

Trace the capital letter U.

Start at the big red dot.


Then write the capital letter U.



Look at the umbrellas!

Write a capital letter U on each card.

Start at the big red dot.






u

Trace the lowercase letter u.


Start at the big red dot.

Then write the lowercase letter u.



Now write a lowercase letter u
on each card.

Start at the big red dot.



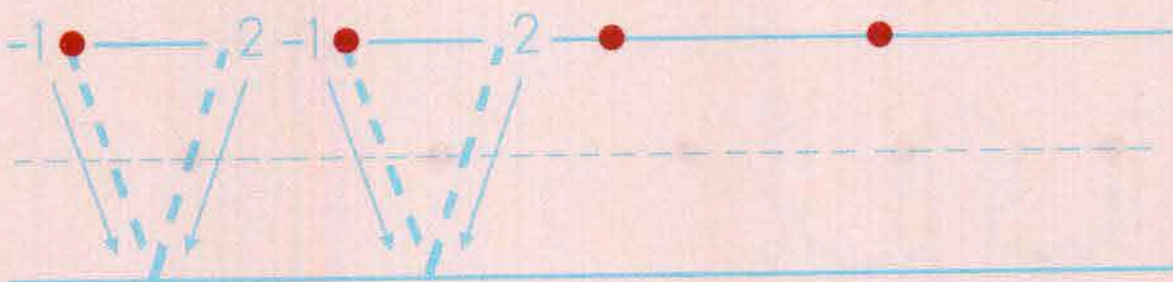


V

Trace the capital letter V.

Start at the big red dot.


Then write the capital letter V.



Look at the violins!

Write a capital letter V on each card.

Start at the big red dot.






V

V

Trace the lowercase letter v.


Start at the big red dot.

Then write the lowercase letter v.



Now write a lowercase letter v
on each card.

Start at the big red dot.



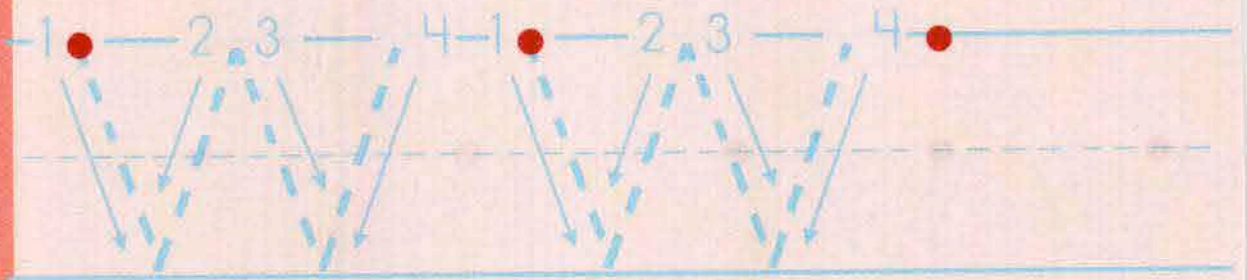


W

Trace the capital letter W.

Start at the big red dot.


Then write the capital letter W.



Look at the whales!

Write a capital letter W on each card.

Start at the big red dot.





W

Trace the lowercase letter w.



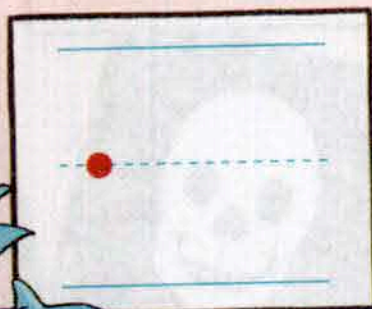

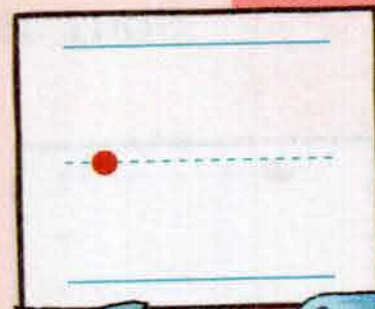

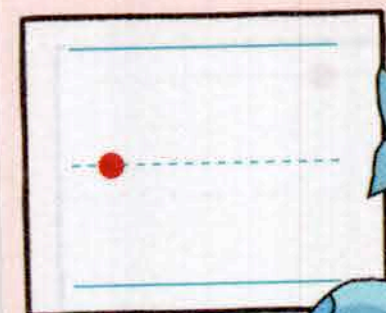
Start at the big red dot.

Then write the lowercase letter w.



Now write a lowercase letter w
on each card.

Start at the big red dot.





X

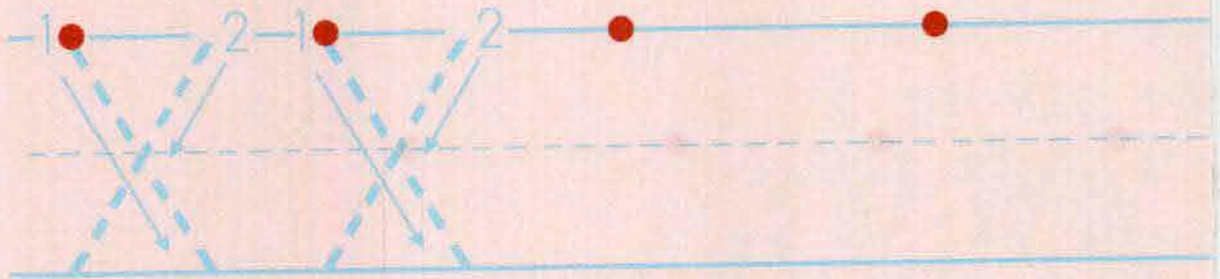
W

ABCs

Trace the capital letter X.

Start at the big red dot.


Then write the capital letter X.



Look at the X-rays!

Write a capital letter X on each card.

Start at the big red dot.



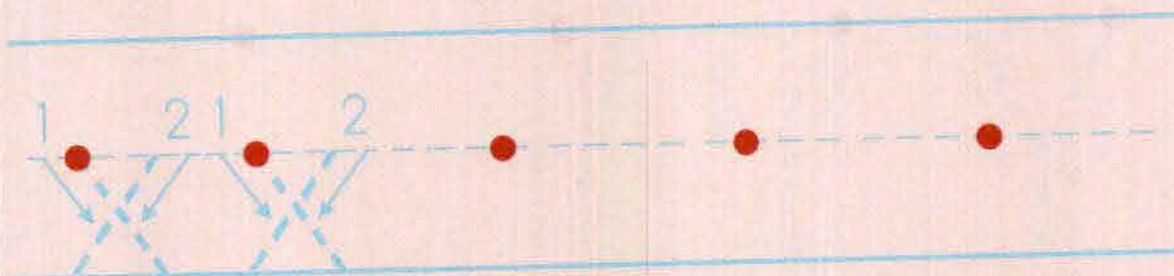


X

Trace the lowercase letter x.

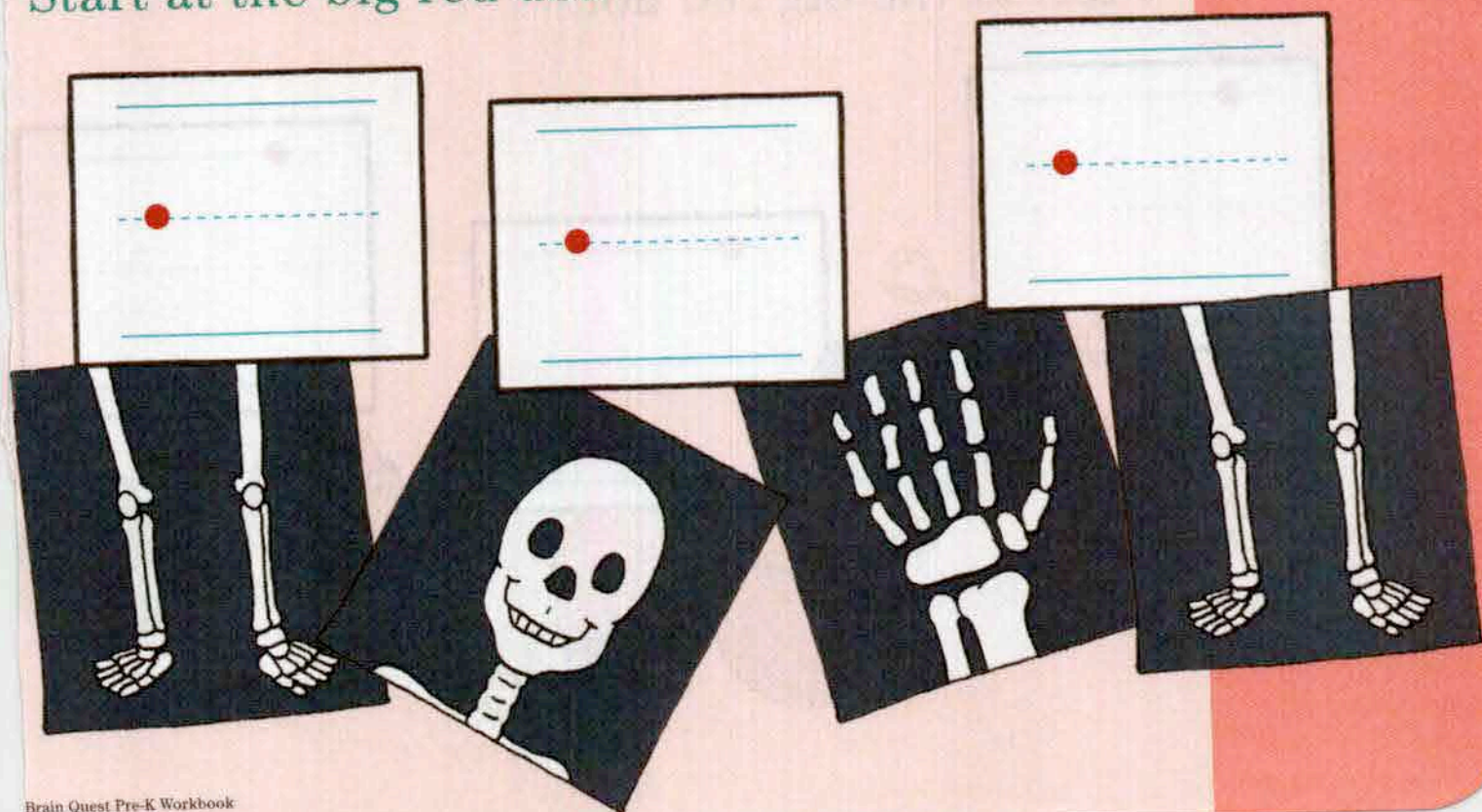
Start at the big red dot.

Then write the lowercase letter x.



Now write a lowercase letter x
on each card.

Start at the big red dot.





Y




ABCs

Trace the capital letter Y.

Start at the big red dot.



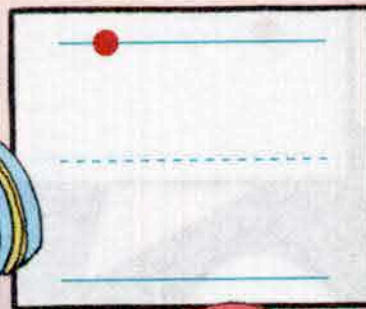


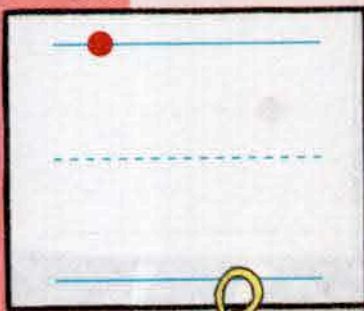
Then write the capital letter Y.



Look at the yo-yos!

Write a capital letter Y on each card.

Start at the big red dot.






Y

Trace the lowercase letter y.



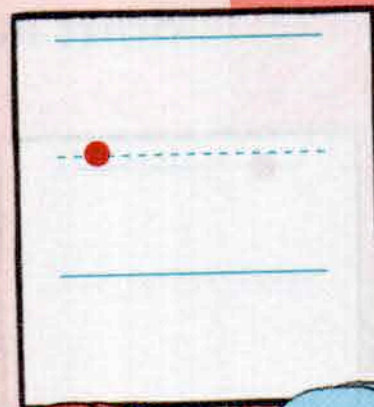


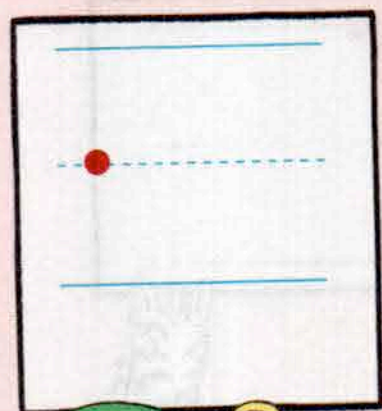
Start at the big red dot.

Then write the lowercase letter y.



Now write a lowercase letter y
on each card.

Start at the big red dot.



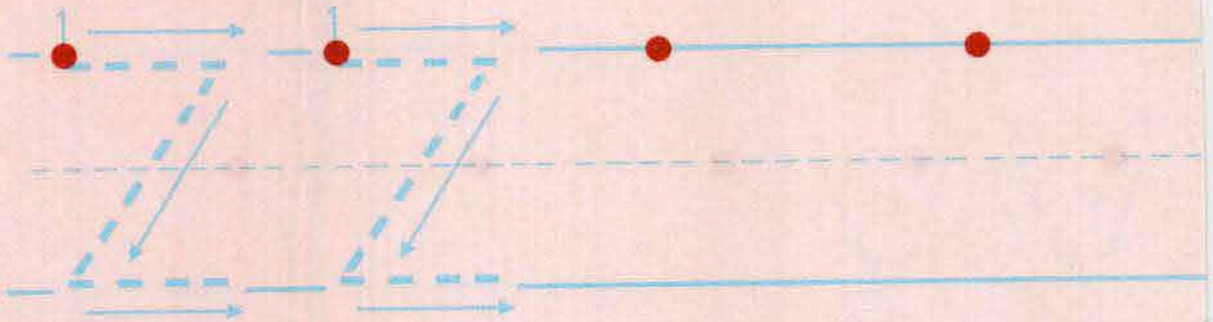


Z

Trace the capital letter Z.

Start at the big red dot.


Then write the capital letter Z.



Look at the zebras!

Write a capital letter Z on each card.

Start at the big red dot.






Z

Trace the lowercase letter z.


Start at the big red dot.

Then write the lowercase letter z.



Now write a lowercase letter z
on each card.

Start at the big red dot.






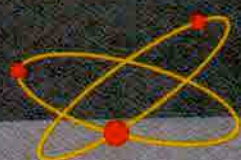
Sing!

Sing the ABC song.



Point to each letter as you sing.



121



123s



zero

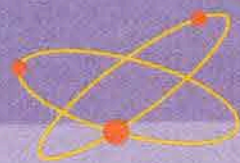
This is zero, the number 0.

0 stands for none.







Trace each 0.

Start at the big red dot.





Circle the trees that have 0 apples.




123s



123s

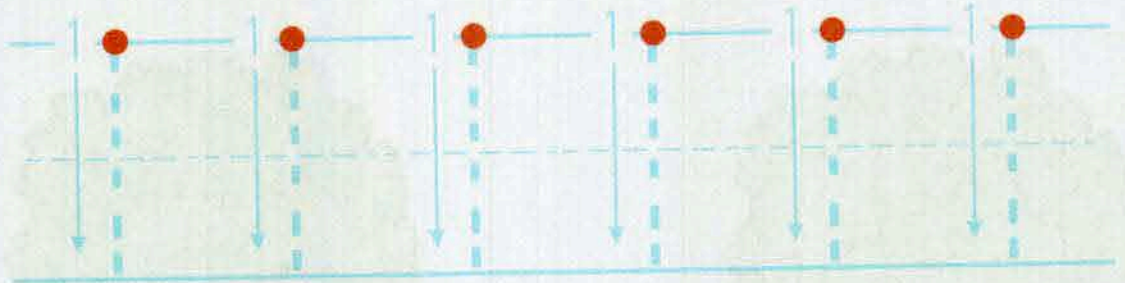
one




Count the alligator on the card.

Trace each 1.


Start at the big red dot.








Touch and count each animal.

Circle everything that there is only 1 of in the picture.



123s





123s

2

two

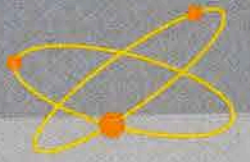


Count the boots on the card.

Trace each 2.


Start at the big red dot.






Touch and count the objects in each group.

Circle the groups of 2.



123s





3

three

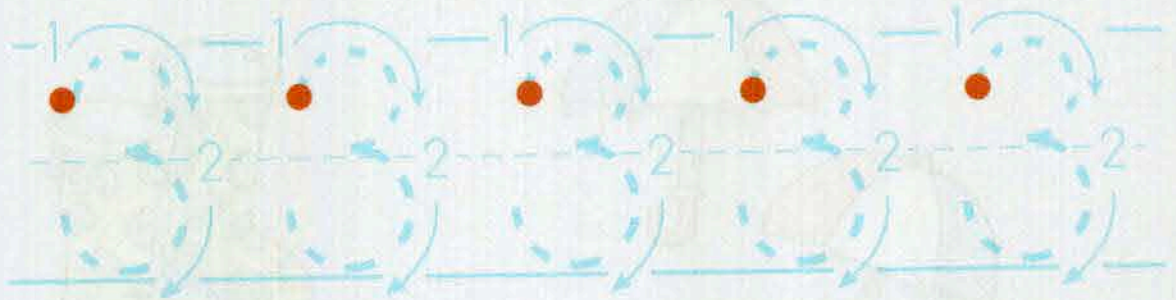


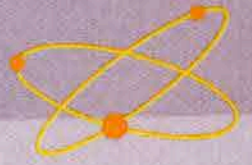
123s

Count the moons on the card.

Trace each 3.

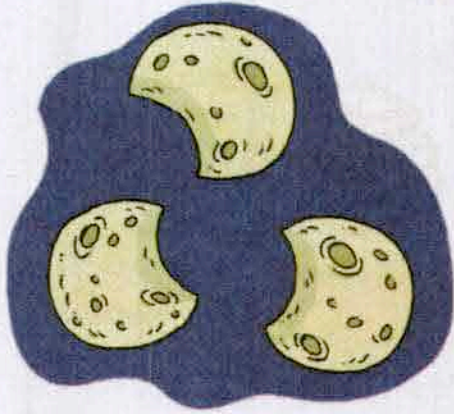
Start at the big red dot.








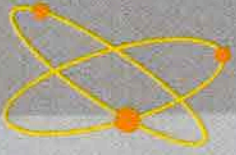
Touch and count the objects in each group.

Circle the groups of 3.




123s





4

four

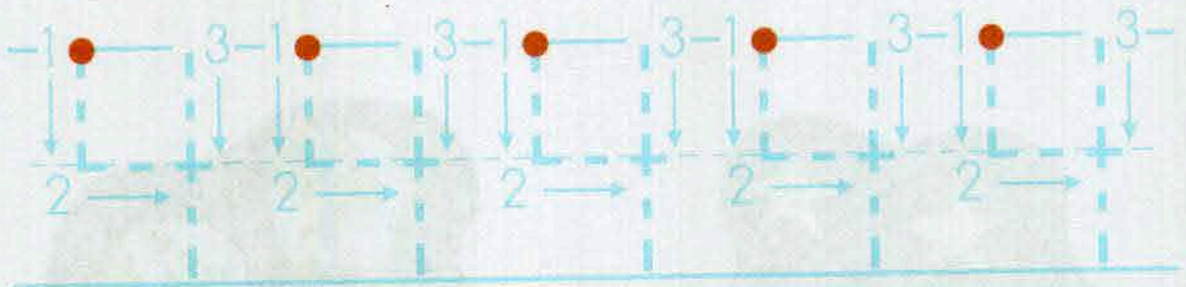


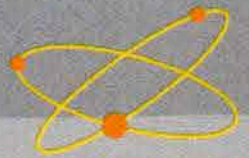
123s

Count the trucks on the card.

Trace each 4.



Start at the big red dot.








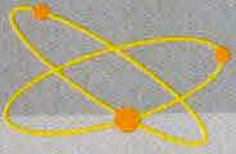
Touch and count the objects in each group.

Circle the groups of 4.



123s





5

five



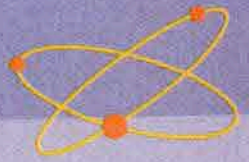
123s

Count the turtles on the card.

Trace each 5.





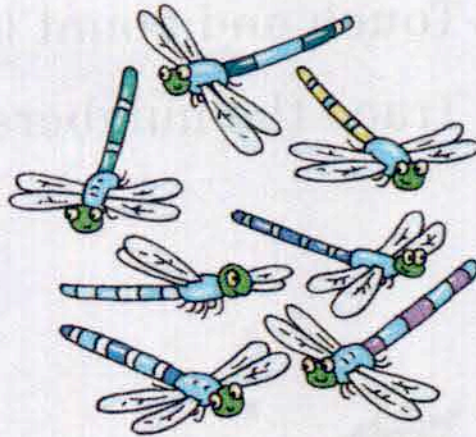

Start at the big red dot.



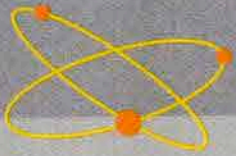


Touch and count the objects in each group.

Circle the groups of 5.



123s







1, 2, 3, 4, 5

Touch and count the objects.


Trace the numbers.

123s



Color!

135



Color 1 sun **yellow**.


Color 2 trees **green**.

Color 3 clouds **blue**.

Color 4 flowers **red**.

Color 5 butterflies **orange**.


123s





6

six



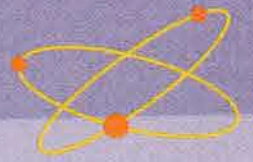
123s

Count the crayons on the card.

Trace each 6.



Start at the big red dot.



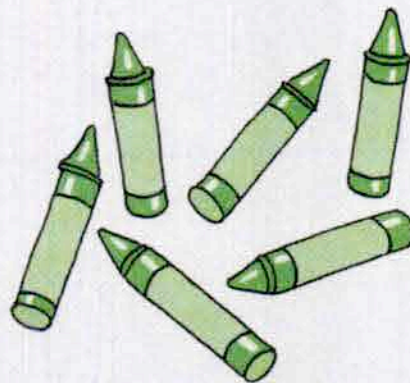




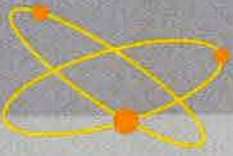
Touch and count the objects in each group.

Circle the groups of 6.



123s





7

seven

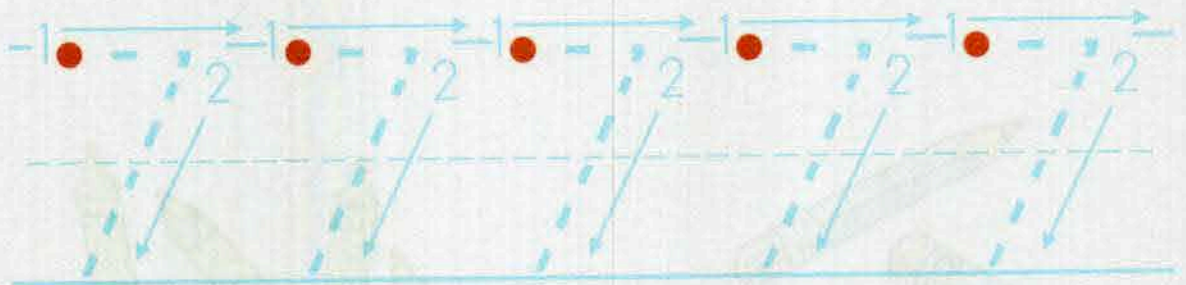


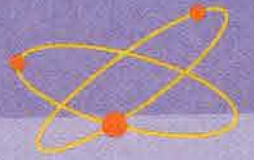
123s

Count the flowers on the card.

Trace each 7.



Start at the big red dot.







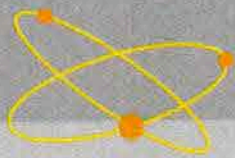
Touch and count the objects in each group.

Circle the groups of 7.




123s





eight

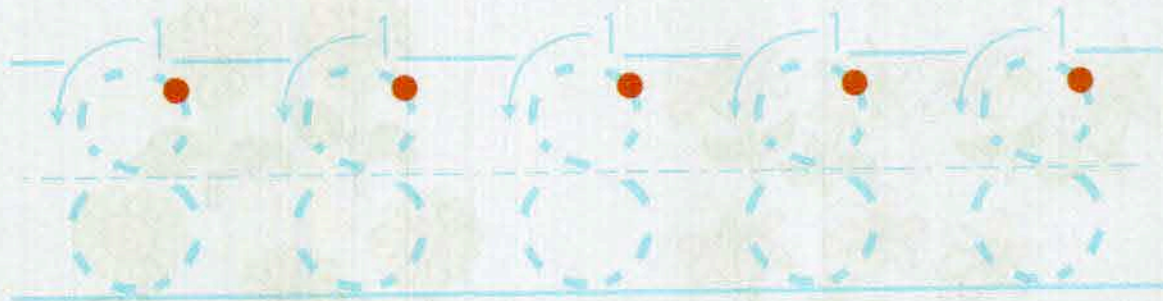


123s

Count the fish on the card.

Trace each 8.



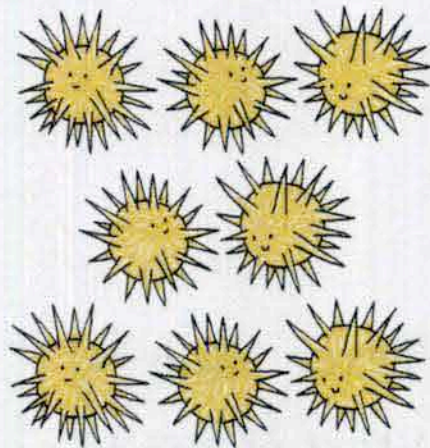



Start at the big red dot.



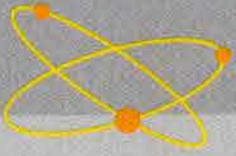


Touch and count the objects in each group.

Circle the groups of 8.




123s



q

nine

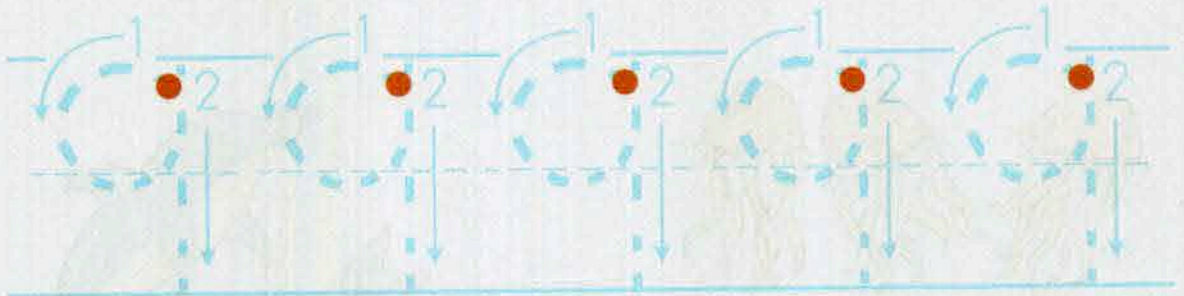


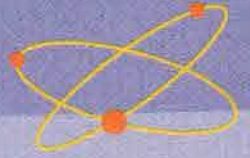
123s

Count the bananas on the card.

Trace each 9.



Start at the big red dot.









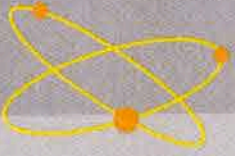
Touch and count the objects in each group.

Circle the groups of 9.



123s





123s

10

ten

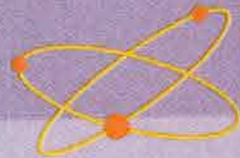


Count the bugs on the card.

Trace each 10.


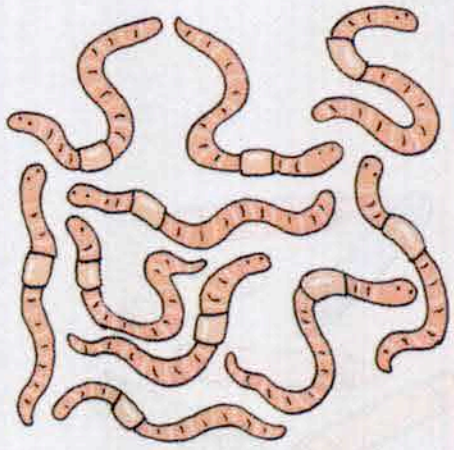
Start at the big red dot.





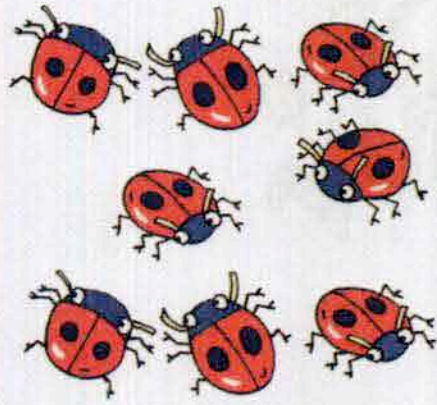



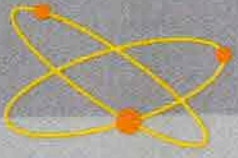
Touch and count the objects in each group.

Circle the groups of 10.



123s









6, 7, 8, 9, 10

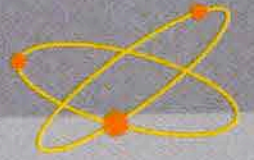
Touch and count the objects.

Trace the numbers.

123s



Music!



How many musical instruments do you see?

Draw a line from each group of instruments to the matching number.

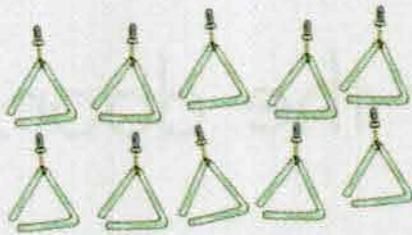
123s



6




7



8



9



10



Buckle Up!

Trace the missing numbers as you sing "1, 2, Buckle My Shoe!"

123s


1, 2, buckle my shoe.



3, 4, shut the door.

5, 6, pick up sticks.





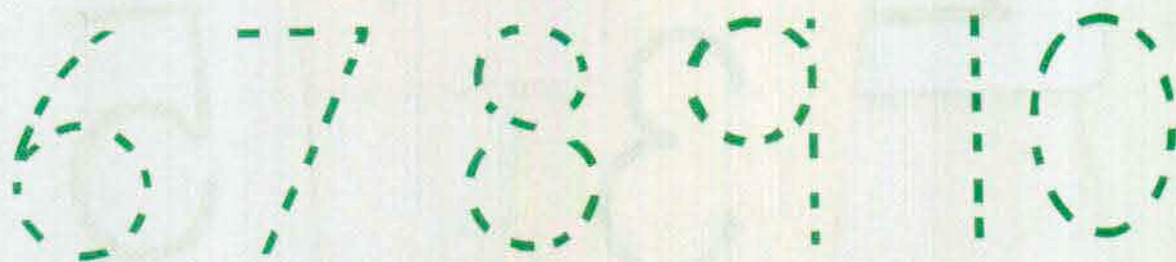

7, 8, close the gate.

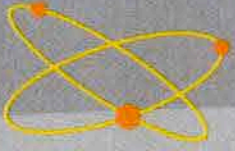
123s

9, 10, let's count again!



Now trace the numbers again.

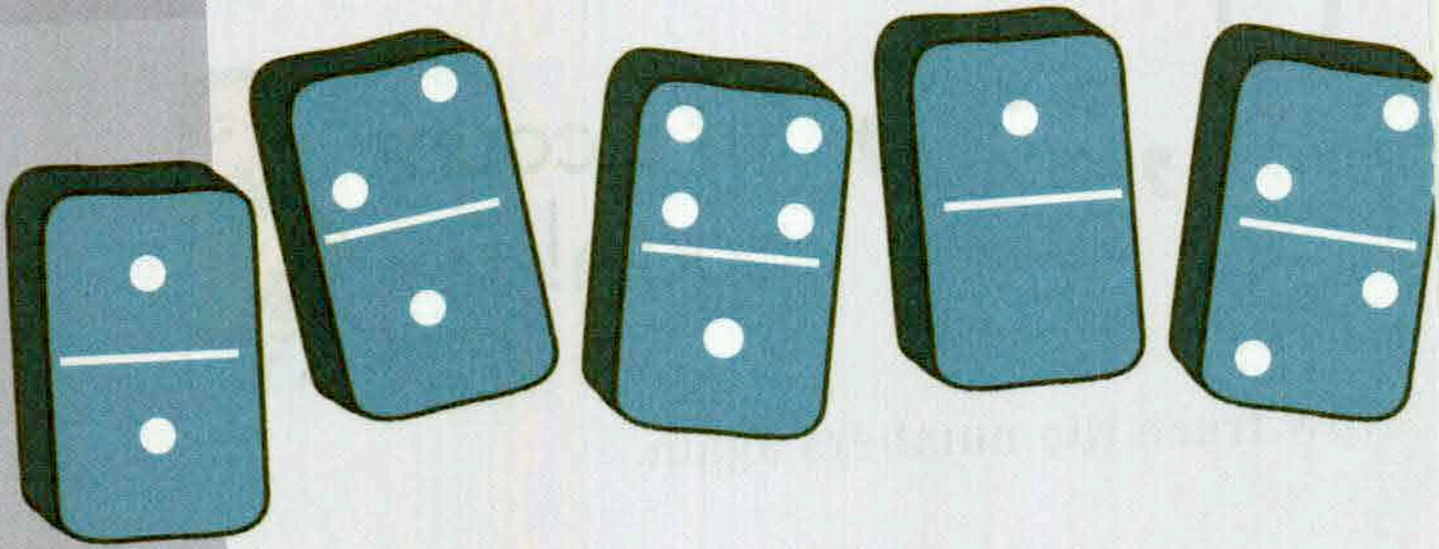


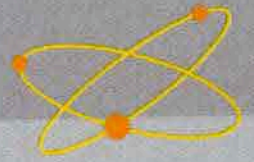


Dominos!

Touch and count the dots on each domino.


123s






Draw a line from each domino to
the matching number.

123s






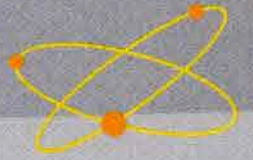
Fingers!

Count the fingers each hand is holding up.



Draw a line from the hand to the matching number.

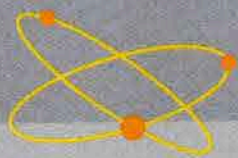
123s





123s










The Farm

Count the objects on each card.





Circle the cards that have the **same** number.


123s





123s



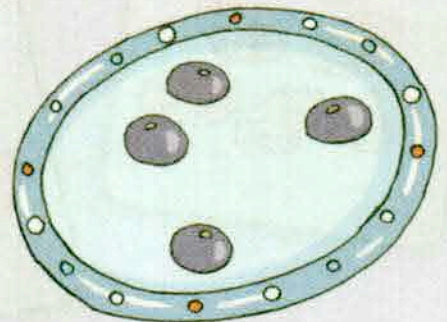
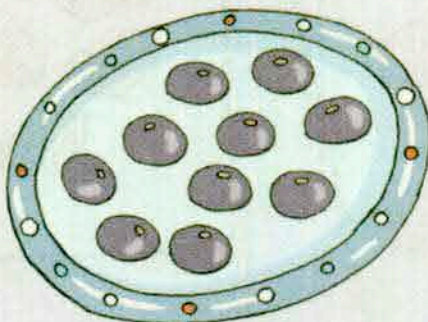
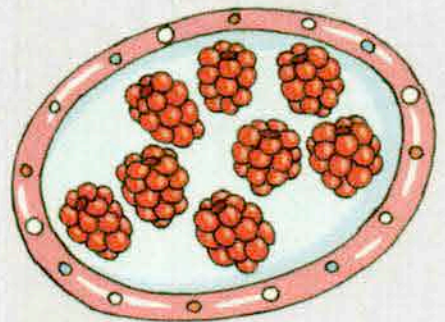
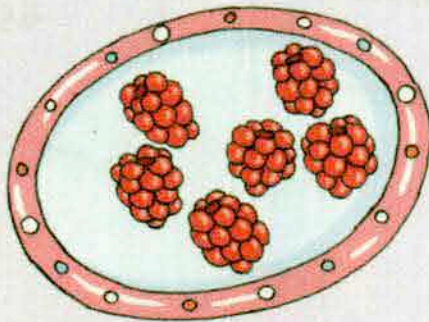




Berries!

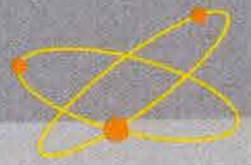
Count the berries on each plate.

Circle the plate that has fewer berries.



123s




Candy!



Count the candy in each jar.
Circle the jar with **more** candy.



123s



Busy Bears!

How much does each bear have?

Circle the bear who has **more**.

123s






Phonics



A as in Ant








Say Ant.

Ant begins with the A sound.

Circle the pictures that begin like Ant.

Phonics








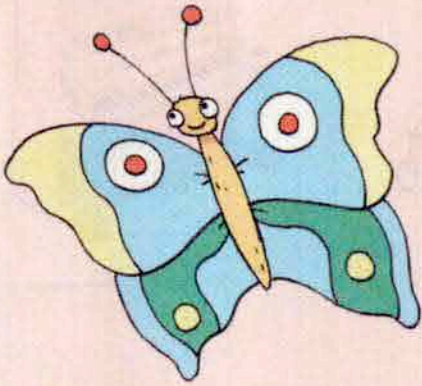
B as in Bee



Say Bee.

Bee begins with the B sound.

Circle the pictures that begin like Bee.



Phonics



C as in Cat




Say Cat.


Cat begins with the C sound.


Write a capital letter C under the pictures that begin like Cat.


Phonics



















D as in Duck



Say Duck.

Duck begins with the D sound.

Color the cards with pictures that begin like Duck.



Phonics



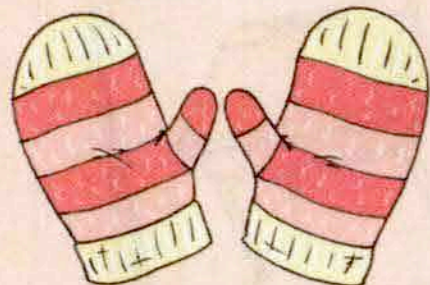
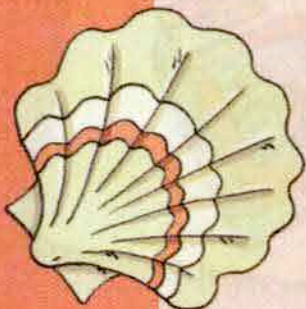

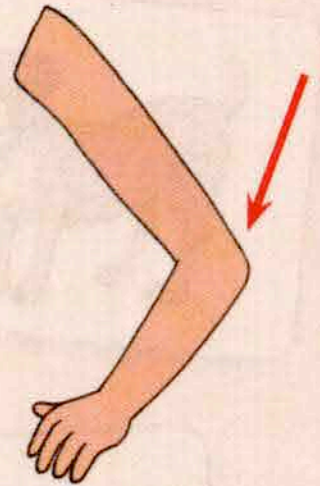

E as in Elephant



Say Elephant.

Elephant begins with the E sound.

Circle the pictures that begin like Elephant.










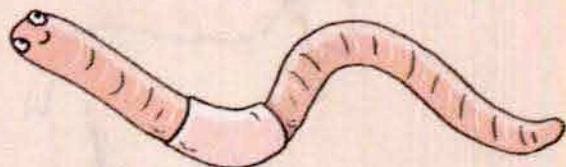
F as in Fish



Say Fish.

Fish begins with the F sound.

Circle the pictures that begin like Fish.



Phonics



G




as in Ghost



Say Ghost.

Ghost begins with the G sound.

Draw a line from the G to the pictures that begin like Ghost.



G







H as in Hammer



Say Hammer.

Hammer begins with the H sound.

Circle the pictures that begin like Hammer.



Phonics



I as in Igloo




Say Igloo.

Igloo begins with the I sound.

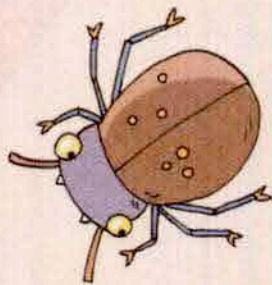
Write a capital letter I under the pictures that begin like Igloo.


Phonics




















J as in Jacket



Say Jacket.

Jacket begins with the **J** sound.

Draw a line from the **J** to the pictures that begin like Jacket.



Phonics



K as in Kangaroo






Say Kangaroo.

Kangaroo begins with the K sound.

Color the cards with pictures that begin like Kangaroo.

Phonics








L as in Lizard



Say Lizard.

Lizard begins with the L sound.

Circle the pictures that begin like Lizard.



Phonics



M

as in Mouse




Say Mouse.

Mouse begins with the M sound.

Write a capital letter M under the pictures that begin like Mouse.

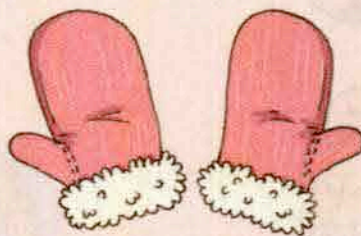
Phonics















N as in Newspaper





Say Newspaper.

Newspaper begins with the N sound.

Draw a line from the N to the pictures that begin like Newspaper.

Phonics





as in **O**ctopus






Say **O**ctopus.

Octopus begins with the **O** sound.

Color the cards with pictures that begin like **O**ctopus.

Phonics








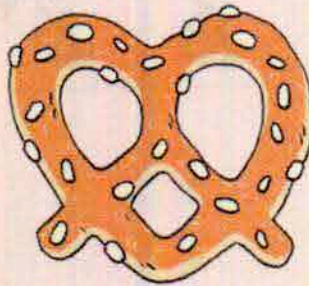


P as in Penguin



Say Penguin.

Penguin begins with the P sound.

Circle the pictures that begin like Penguin.



Phonics



Q

as in Queen



Say Queen.


Queen begins with the Q sound.

Write a capital letter Q under the pictures that begin like Queen.


Phonics

















R as in Rose



Say Rose.

Rose begins with the R sound.

Draw a line from the letter R to the pictures that begin like Rose.



Phonics



S as in Snail







Say Snail.

Snail begins with the S sound.


Circle the pictures that begin like Snail.

Phonics






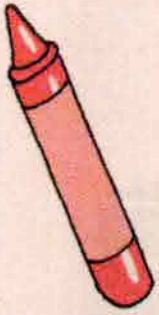
T as in Turtle




Say Turtle.

Turtle begins with the T sound.

Write a capital letter T under the pictures that begin like Turtle.



10



Phonics



U

as in Umbrella






Say Umbrella.

Umbrella begins with the U sound.

Circle the picture that begins like Umbrella.

Phonics







V as in Violin



Say Violin.

Violin begins with the V sound.

Color the cards with pictures that begin like Violin.



Phonics



W









as in Whale

Say Whale.

Whale begins with the W sound.

Circle the pictures that begin like Whale.







X as in X-ray



Say X-ray.

X-ray begins with the X sound.

Circle the picture that begins like X-ray.



Phonics





Y as in Yo-yo



Say Yo-yo. Yo-yo begins with the Y sound.

Draw a line from the letter Y to the pictures that begin like Yo-yo.

Phonics







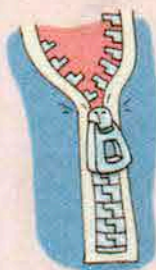
Z

as in Zebra



Say Zebra. Zebra begins with
the Z sound.

Write a capital letter Z under the pictures
that begin like Zebra.



Phonics




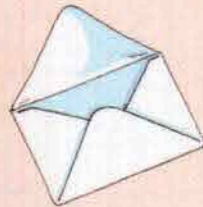



A to Z


Say the word for each picture.

What beginning sound do you hear?

Phonics



187



Vocabulary





Big

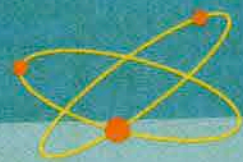
These animals are **big**.

Say the name of each animal.

Then color each picture.






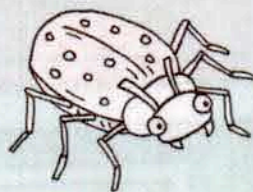


Small



These animals are **small**.

Say the name of each animal.


Then color each picture.



Vocabulary

What is your favorite small animal?

Draw a picture of it in the box.




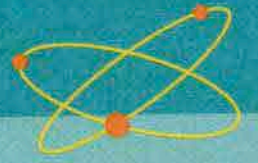


Signs!

When a store is **open** you can go in and buy things. Do you see the **OPEN** sign? Color it green.

Vocabulary



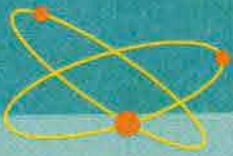


When a store is **closed** you can't go in and buy things. Do you see the **CLOSED** sign?

Color it **red**.




Vocabulary



Traffic Lights

Traffic lights tell us what to do.

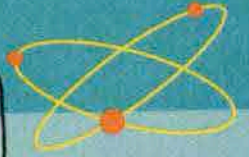


Vocabulary

Red means STOP.
Color the light at the
top **red**.


Yellow means WAIT.
Color the light in the
middle **yellow**.

Green means GO.
Color the light at the
bottom **green**.




The cars go.

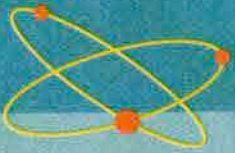
What color is
the traffic light?
Color the light.



Vocabulary




The cars stop.
What color is
the traffic light?
Color the light.



Street Signs

Street signs help everyone stay safe.



This sign tells cars to stop.

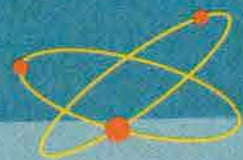
Vocabulary




This sign means it is safe to cross the street.




This sign means buses stop here.

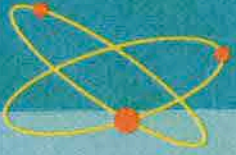


Circle the sign that goes with each picture.





Vocabulary





Toy Store

Say the the name of the **toy** on each sign.



Vocabulary

doll



car

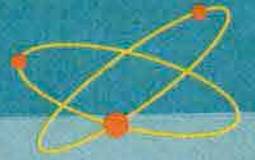


train






boat





Draw a line from each sign to the matching toy in the store.



Vocabulary




Market!

Say the name of the **food** on each sign.

Vocabulary



eggs



milk

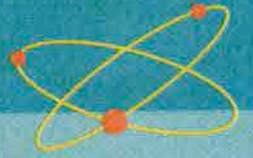


juice



yogurt







Draw a line from each sign to the matching food on the shelf.


onion



tomato




Vocabulary




cucumber



plum



pear



corn



apple





Let's Go!


Listen to each riddle.

Draw a line to the matching picture.

Then color the picture.


Let's go up, up,
and away!
I fly high up in
the sky.
What am I?

Vocabulary




car

You have to
wear a
seat belt in me.
I have wheels.
What am I?




airplane

"Everyone wears
a life vest. We
are ready to
set sail!"
What am I?




bus

I go "choo!
choo!"
I travel on a
track.
What am I?

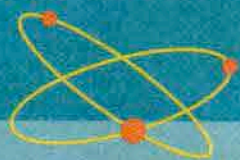


sailboat

I can fit more
people than a
car. I am a
rectangle.
What am I?



train




Farm Friends

Say the name of each **animal**.


What sound does it make?

Vocabulary

sheep




cat




rooster



horse



pig



dog





Shapes and Colors






Red

Color the apples **red**.

Color the wagon **red**.

Color the ice-cream bar **red**.

Shapes and
Colors





Orange

Can you think of something else that is red?
Draw it here.



Shapes and
Colors




Orange

Color the basketball **orange**.

Color the butterflies **orange**.


Color the pumpkin **orange**.

Shapes and
Colors





Can you think of something else that is **orange**? Draw it here.



Shapes and
Colors




Yellow

Color the sun **yellow**.

Color the flowers **yellow**.


Color the bees **yellow**.

Shapes and
Colors





Can you think of something else that is
yellow? Draw it here.



Shapes and
Colors




Green

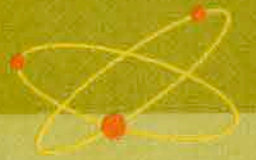
Color the alligator green.

Color the leaves green.


Color the snake green.



Shapes and
Colors



Can you think of something else that is green? Draw it here.



Shapes and
Colors




Blue

Color the sky blue.

Color the mailbox blue.

Color the bluebird blue.


Shapes and
Colors





Purple

Can you think of something else that is
blue? Draw it here.



Shapes and
Colors




Purple

Color the jelly jar purple.

Color the plums purple.


Color the violets purple.

Shapes and
Colors





Can you think of something else that is purple? Draw it here.




Shapes and
Colors




Rainbow!

Color the rainbow.

Shapes and Colors






Shapes and
Colors




Tasty!

What color should each food be?

Name the food. Then color it in.



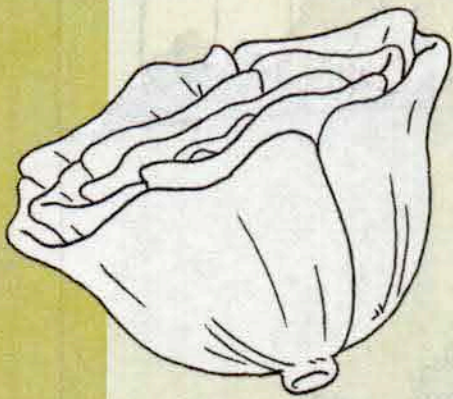
watermelon




banana



strawberry




lettuce




orange

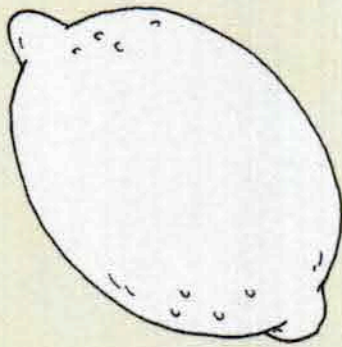
Shapes and
Colors



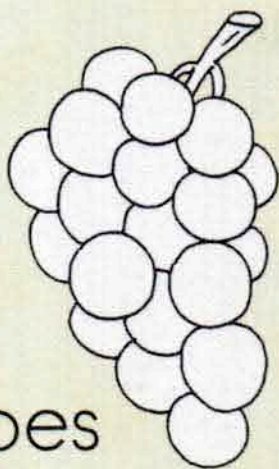
carrot




cherry



lemon



grapes



broccoli

Shapes and
Colors




Circle

A **circle** is round.

Trace the circle.

Draw a face inside the circle.




Shapes and
Colors

Now draw your own circle
in the space below.



How many circles can you find?

Point to all the circles in the picture.



Shapes and
Colors




Rectangle

A **rectangle** has four sides.

Two sides are long. Two sides are short.

Trace the rectangle.

Draw a picture inside the rectangle.




Shapes and
Colors

Now draw your own rectangle
in the space below.



How many rectangles can you find?
Point to all the rectangles in the picture.



Shapes and
Colors




Square

A **square** has four equal sides.

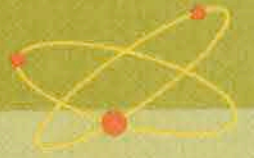
Trace the square.

Draw a house using the square.




Shapes and
Colors

Now draw your own square
in the space below.



How many squares can you find?

Point to all the squares in the picture.



Shapes and
Colors




Triangle

A **triangle** has three sides.

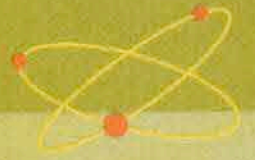
Trace the triangles.

Then color in the jack-o'-lantern.



Now draw your own triangle
in the space below.

Shapes and
Colors



How many triangles can you find?
Point to all the triangles in the picture.




Shapes and
Colors



Your Star!

Do you see a **star**?

Color it **yellow**.



Shapes and
Colors


My Heart

229



Do you see a **heart**?

Color it **red**.



Shapes and
Colors



Cozy Quilt

Can you color the quilt?





Color the circles **orange**.


Color the squares **green**.

Color the rectangles **blue**.

Color the triangles **purple**.

Color the hearts **red**.

Color the stars **yellow**.

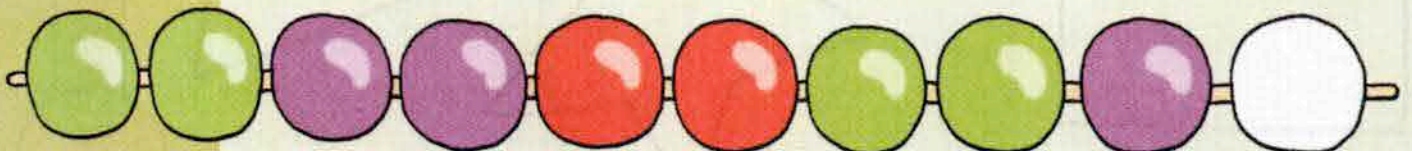
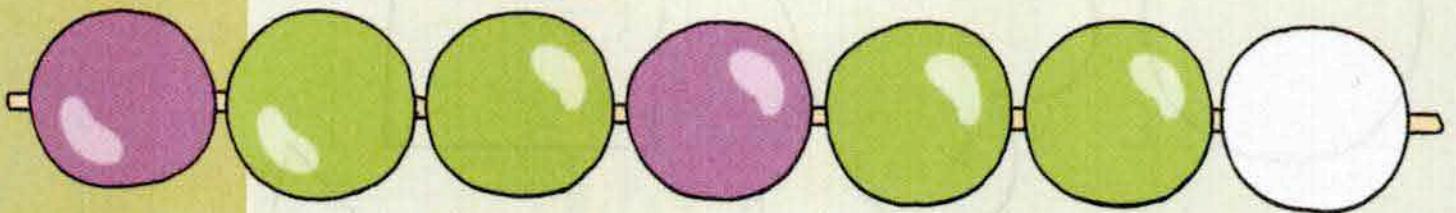
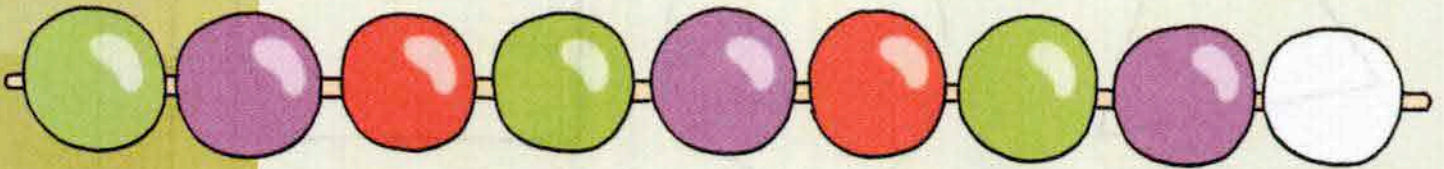
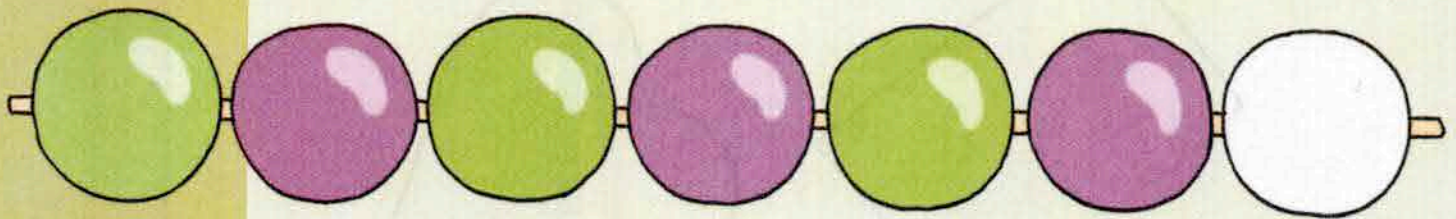




Kebabs!


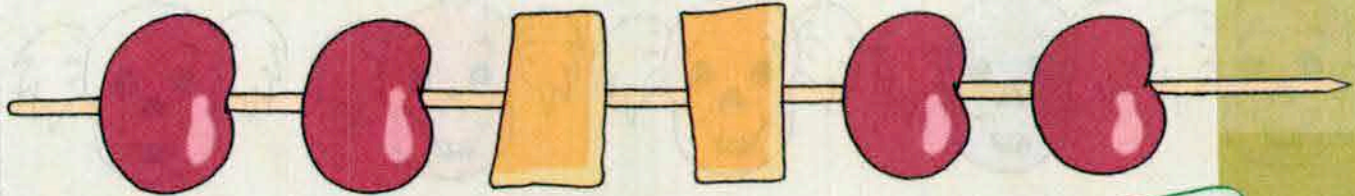


Look at the kebabs. Do you see a pattern in the colors?

Use the pattern to help you color the last fruit on the kebab.


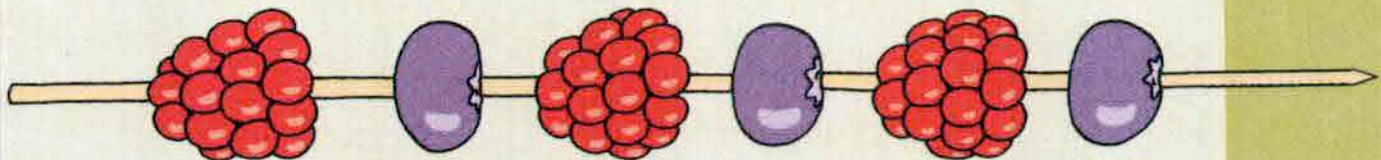


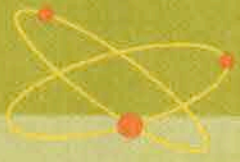


Look for the pattern in the fruit kebabs.
Circle the fruit that should go on the end
of the kebab.



Shapes and
Colors







Spooky

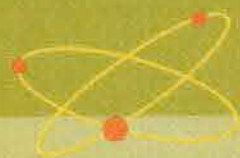
Look at the masks. Do you see a pattern?

Use the pattern to help you color the last mask.




Shapes and
Colors



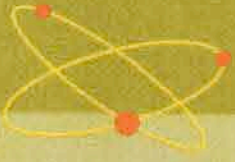


Look for the pattern on the garlands.
 Circle the piece that should go at the end
 of the garland.



Shapes and
 Colors









Apples

Look at the letters on the apples.

Do you see a pattern?

Use the pattern to help you write the letter that comes next.



Shapes and
Colors



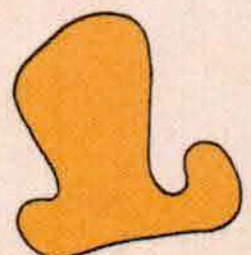
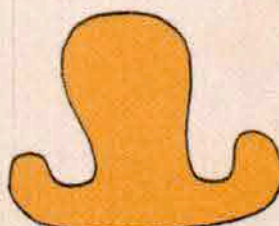
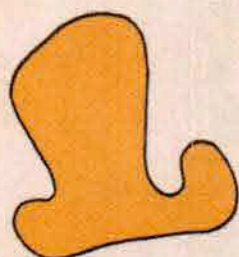
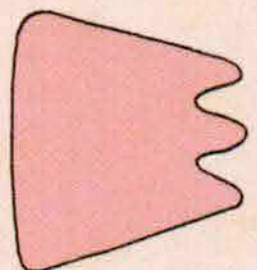
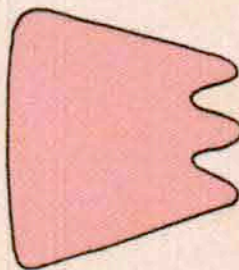




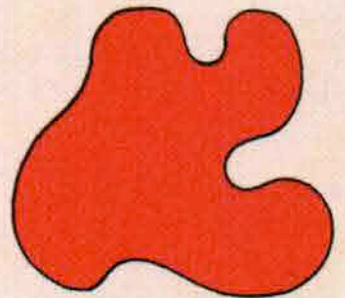


Sorting and Matching










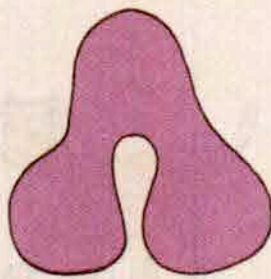




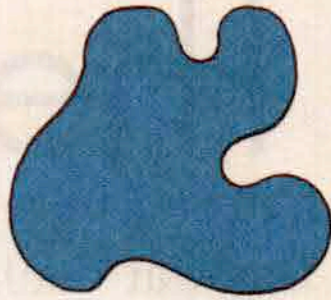
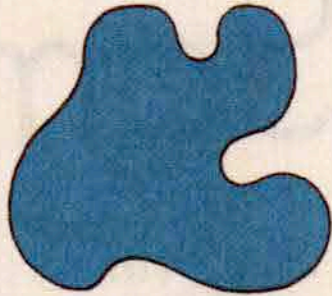

Shapes

Look at each set of shapes.

Circle the two shapes that are the **same**.



Sorting and
Matching






Sorting and
Matching



The Same

Look at each set of pictures.

Circle the two pictures that are the same.




Sorting and
Matching

Twin Time



Twins look the **same**.

Circle the twins in each family.




Sorting and
Matching



In the Sky

Look at each set of pictures.

Circle the picture that is **different**.



Sorting and
Matching







It's Different

243



Look at each set of pictures.

Circle the picture that is **different**.





Sorting and
Matching



Gum Balls!

Look at each set of gum balls.

Circle the ball that is **different**.



Sorting and
Matching

The Dragon



Look at each set of dragons.

Circle the picture that is **different**.



Sorting and
Matching





Art Time

Sophia is painting a picture.

Circle the two things below that Sophia can use to paint.




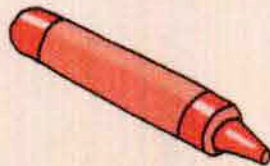

Sorting and
Matching



Supper

Look at each set of pictures.

Circle the two pictures that **belong together**.






Sorting and
Matching



Clean Up!


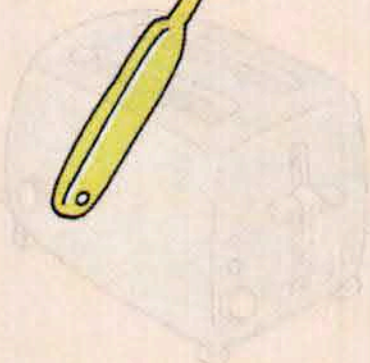
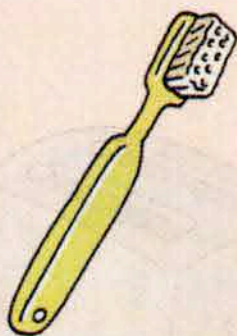
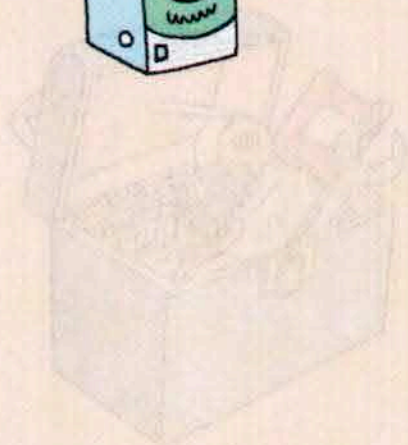

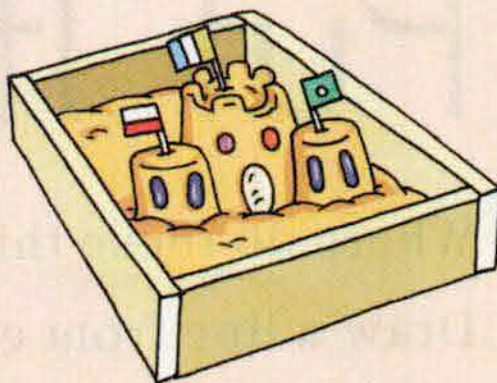

Help put away these things.

Draw a line from each picture to where it belongs.



Sorting and
Matching






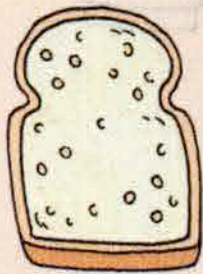


Sorting and
Matching





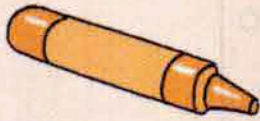

Put It Away!

Where do these things go?

Draw a line from each picture to where it belongs.



Sorting and
Matching



Sorting and
Matching




So Silly!



Something is wrong with these pictures.

Draw an X on the thing that does not belong in each picture.



Sorting and
Matching





Sorting and
Matching

Shoe Pairs

Two shoes that look alike make a pair.

Circle the shoe that makes a pair with the shoe on the card.



Sorting and
Matching






Fly or Swim



What flies? What swims?

Circle all the things that can fly.

Draw a line under the things that can swim.




Sorting and Matching







Cake!

Look at the cake.

Circle the piece that is missing.



Sorting and
Matching





My World







My Home!



What happens at home?

Circle all the things you do at home.




My World





Draw a picture of your favorite thing to do at home.




My World




Dinner!

Where do these things go?

Draw a line from each small picture to where it belongs in the big picture.



My World




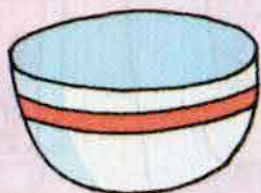
Kitchen!

261



There is a lot going on in the kitchen.

Draw a line from each small picture to where it belongs in the big picture.




My World



Silly House

Something is wrong with this house!




My World



Draw an X on all the silly things that do not belong in the house.



My World



To School!

Children go to school many different ways.



Tell how the children go to school in each picture.

Then circle the way you go to school.




My World





Draw a picture of you on your way to school.



My World




At School!


What do you do at school?


Tell what the children are doing in each picture.

Then circle all the things you like to do at school.




My World





Now draw something else you like to do at school.



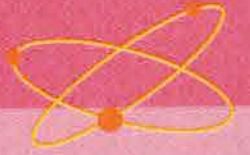


The Library

Look at the picture.



My World




Color the round table **red**.

Color the book about the panda **blue**.

Color the poster of the bear **brown**.

Color the poster of the lion **yellow**.

Color the computer **green**.



My World



Shopping!

This boy is shopping for a coat.

Can you tell what happens **first**?

What happens **next**?

Now point to the picture that tells what happens **last**.

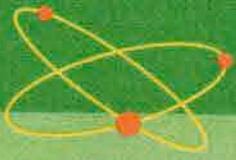


My World

271



Science











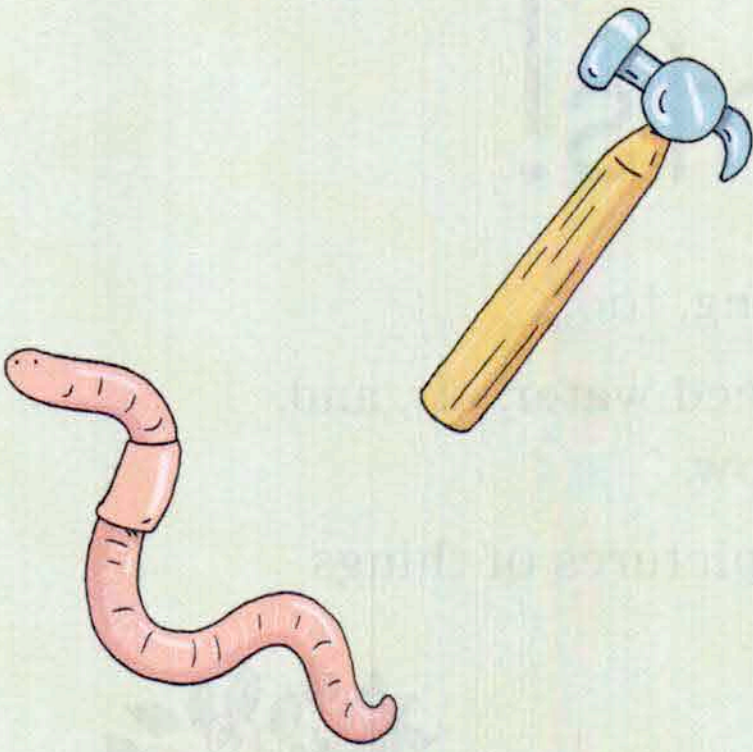
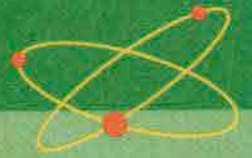
It's Living!

Animals are living creatures.

All living things need air, food, and water to survive.

Circle all the pictures of things that are living.











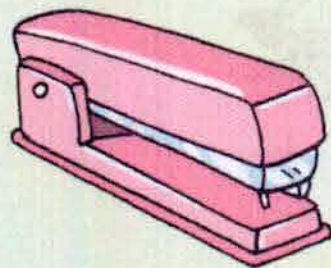


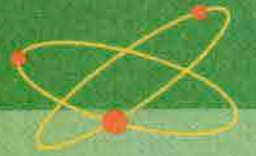
Plants!

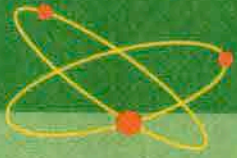
Plants are living, too.

Most plants need water, air, and sunlight to grow.

Circle all the pictures of things that are living.








Homes


Your home is where you live, eat, stay safe, and grow up.

Animals have homes, too. Animal homes are places where animals find food, stay safe, and raise their babies.


Draw a line from each animal to its home.




ants




chicks



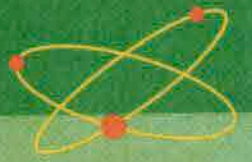
bees




beavers




bears



beehive




underground
tunnels



dam



nest



cave







Habitats

A **habitat** is the place where animals live.


Draw a line from each animal to its matching habitat.




fish



frog



fox



gorilla



zebra



grasslands



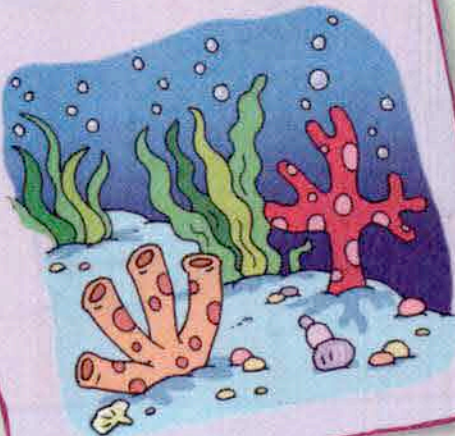
forest



rain forest




ocean




pond




Science




The Desert



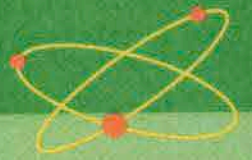
cactus



snake




coyote



The desert is hot and dry.

Draw a line from each small picture to the same thing in the big picture.



lizard



owl



fox


Science



Rain Forest



Science



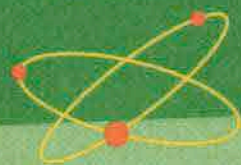
snake



gorilla




parrot




It rains every day in the rain forest.

Draw a line from each small picture to the same thing in the big picture.



flower




butterfly



frog



The Pond



Science



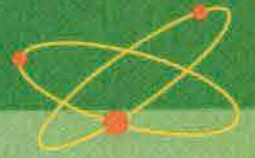
grasshopper



fish





lily



A pond is a small lake.


Draw a line from each small picture to the same thing in the big picture.



turtle

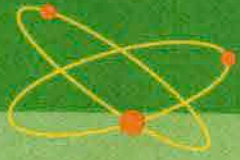


frog




dragonfly

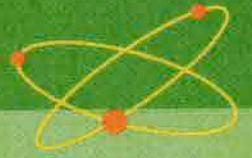
Science




Undersea



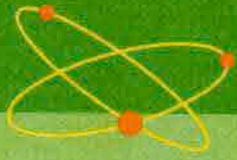
Science



Draw an X on the animals that do **not** belong in the ocean.



Science



Song Time!

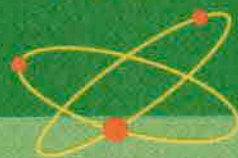
Sing “Heads, Shoulders, Knees,
and Toes.”

Touch the parts of your body as you sing.

Head, shoulders,
knees and toes,
knees and toes.

Head, shoulders,
knees and toes,
knees and toes,
and eyes, and ears,
and mouth, and nose.

Head, shoulders,
knees and toes,
knees and toes.



head



shoulders



knees



toes



eyes



ears



mouth



nose



Science



My Body

Listen to each question.

Point to the answer on your body.

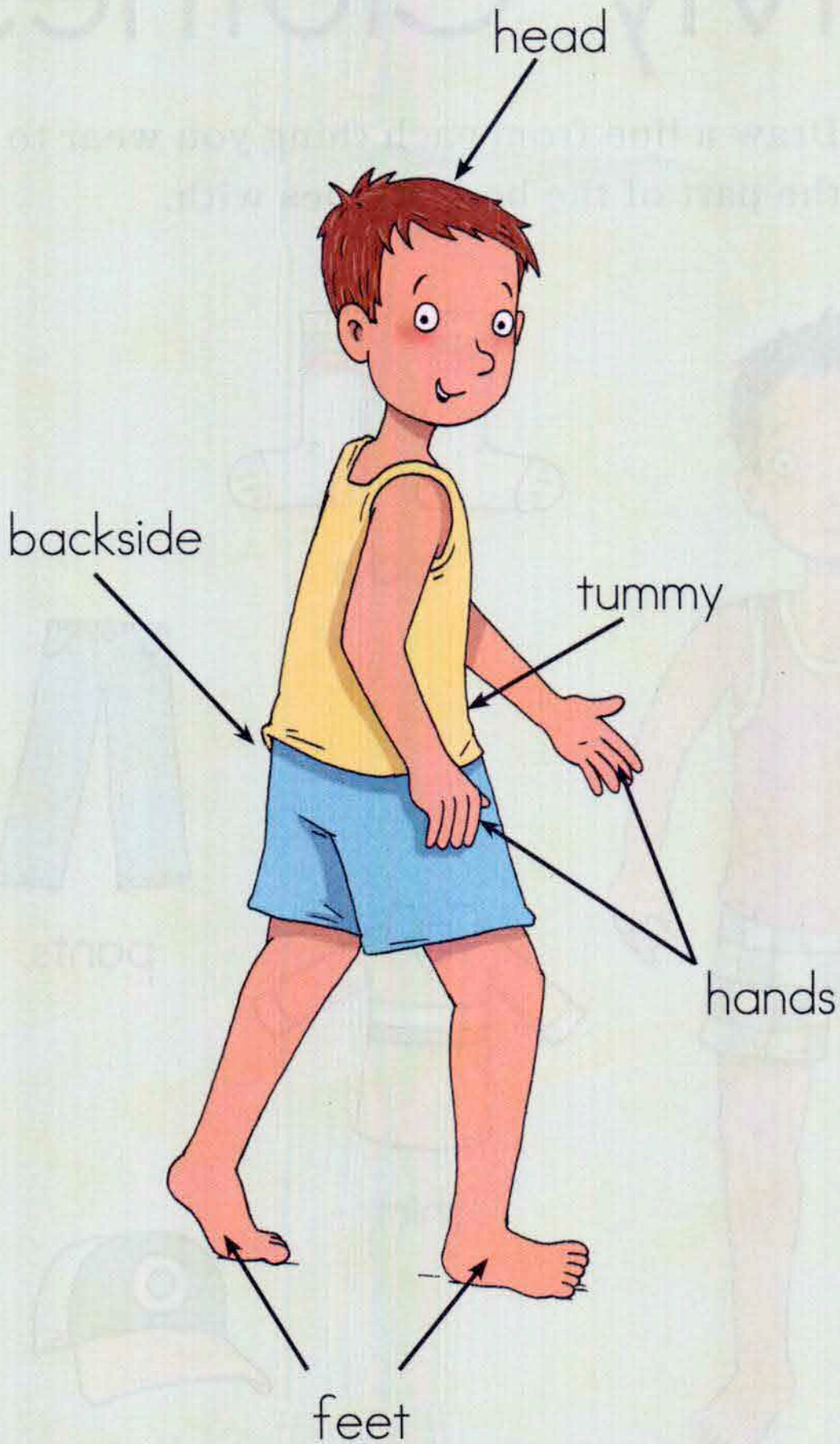
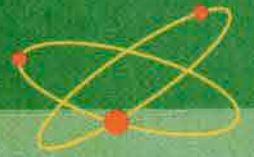
What do you use to paint
and color and catch a ball?

What do you need to sit down?

What do you use to think and
smile and laugh and cry?

What do you use to run and
jump and kick and hop?

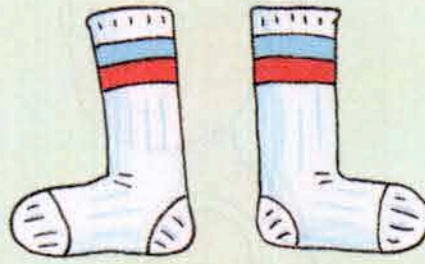
Where is your belly button?






My Clothes

Draw a line from each thing you wear to the part of the body it goes with.




socks



pants

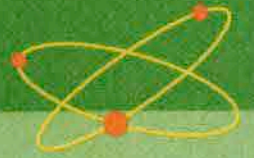


shirt

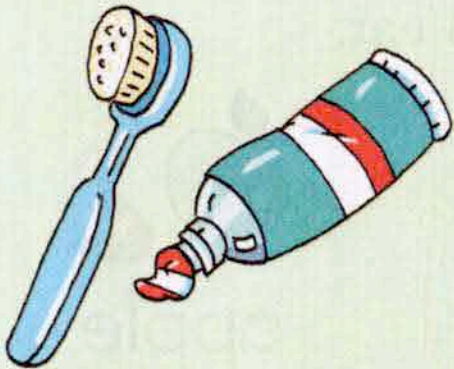


hat

My Things




Draw a line from each thing to the part of the body it goes with.




toothbrush
and toothpaste




glasses



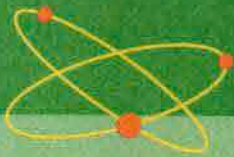
hairbrush



tissues



Science



Healthy!


Boys and girls need healthy food to grow.

Name each food.

Circle the food you like to eat.




banana



apple



watermelon



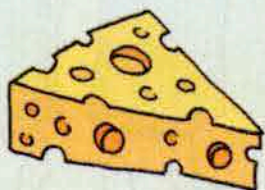
orange



grapes



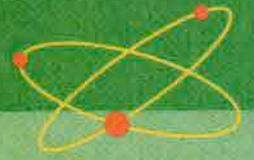
yogurt




cheese




milk




carrot



tomatoes



celery



cucumber



lettuce



peas



potato




cereal



pasta



turkey



bread



rice



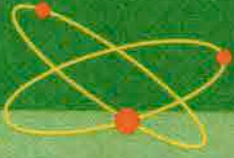
chicken



pork




fish



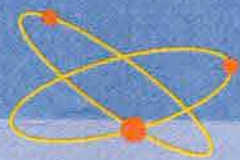
Lunchtime!

Draw your favorite meal on the plate.





Fun and Games



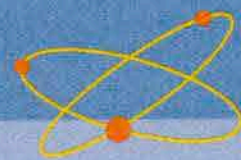
Lily's Lily

Help Lily find her flower.




Ruby's Ruby

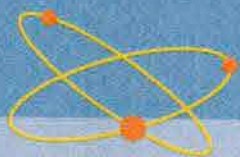
299



Help Ruby find her jewel.




Fun and Games

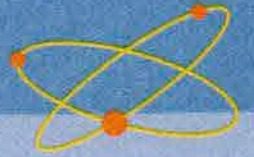


Magic!

Help Madison find the magician.



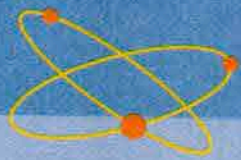
Treasure!



The fish found the treasure!

Color the picture.






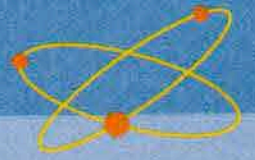
Color Me!

Find the spoon, fork, and knife.

Color them blue.

Then color the rest of the picture.




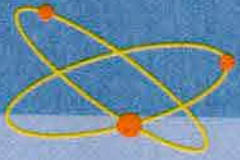


Find the bowl, cup, and plate.

Color them purple.

Then color the rest of the picture.






Dolphins!

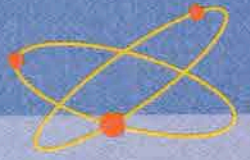
The dolphins are playing in the water!

Color the picture.




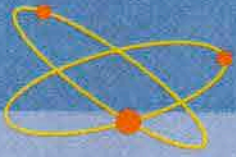
Louie's Lost

305



Help Louie find his way home.





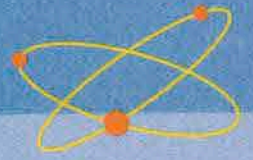
Fire Truck!

The firemen are washing the fire truck.


Color the picture.

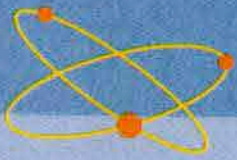


Circus!



Help Chris the Clown get to the circus.






Penguins!

The penguins are balancing on balls!

Color the picture.



309



Brain Quest Extras

Congratulations!

You've finished the Brain Quest Workbook!

In this section, you'll find:

Brain Quest Mini-Deck

Cut out the cards and
make your own
Brain Quest deck.

Play by yourself or
with a friend.



Brainiac Certificate

Put a sticker on each square
for every chapter you complete.
Finish the whole workbook,
and you're an official Brainiac!

And don't forget to
turn to the end of
the workbook. You'll
find stickers and
Alphabet Letters!



Questions

Find the toy that goes with each wrapped present.



Questions

Find the things that do NOT belong in the refrigerator.



Questions

Find the animal that has yellow spots.




Questions

Which picture goes with "D"?



Which picture goes with "E"?



Questions

Find the toy that goes with each wrapped present.



Questions

Which picture goes with "B"?



Which picture goes with "Q"?




Answers




Answers




Answers





Answers



Answers




Answers



Questions

Which picture goes with "I"?



li


Which picture goes with "J"?



Jj


Questions

Find the animal that has a shell.



Questions

Which picture goes with "L"?



LI

Which picture goes with "G"?



Gg


Questions

Say the word for this shape.



Questions

Which picture goes with "Y"?



Yy

Which picture goes with "P"?





Pp

Questions


How many stars do you see?




Answers



Answers




Answers




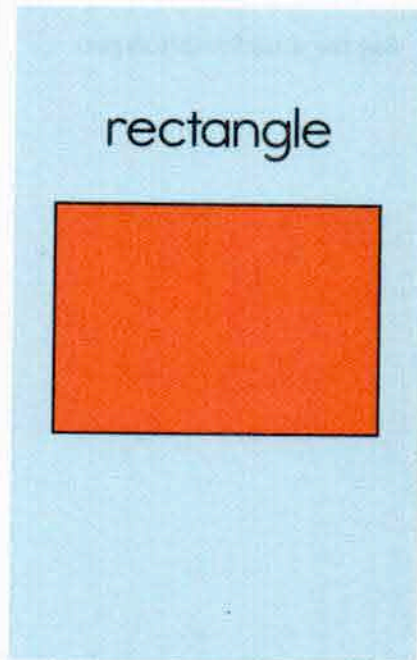
Answers



Answers




Answers




Questions

Say the word for this shape.



Questions

Which picture goes with "S"?




Ss

Questions

How many little monkeys are in the bed?



Which picture goes with "R"?



Rr

Which picture goes with "Z"?



Zz

Questions

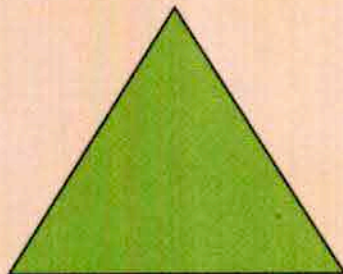
Which picture goes with "O"?



Oo

Questions

Say the word for this shape.




Questions

How many little monkeys are in the bed?



Which picture goes with "T"?



Tt

Which picture goes with "K"?



Kk

Answers

5



Answers




Ss



Answers


heart



Zz



Rr



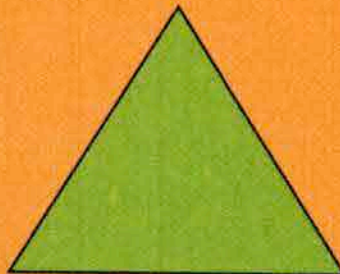
Answers

10



Answers

triangle



Answers

Oo



Kk



Tt



Questions

Which picture goes with "F"?



Ff

Which picture goes with "C"?



Cc

Questions

Which picture goes with "M"?



Mm



Which picture goes with "U"?



Uu


Questions

How many circles do you see?



Questions

Say the word for this shape.



Questions

Find all the carrots in the picture.




Questions


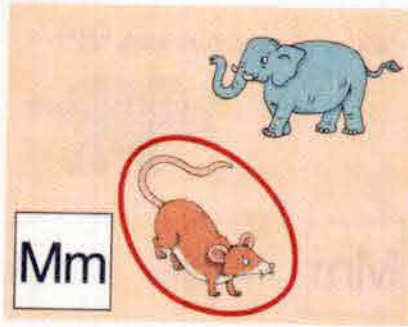
Find the musical instrument.





Answers




Answers




Answers




Answers



Answers



Answers



Brainiac Award!

Every time you finish a chapter of this workbook, choose a Brain Quest sticker and place it over the correct square on the certificate below. When all the squares have been covered by stickers, you will have completed the entire Brain Quest Workbook! Woo-hoo! Congratulations! That's quite an achievement.

Once you have a completed certificate, write your name on the line—or use the alphabet stickers—and cut out the award certificate.

Show your friends. Hang it on your wall! You're a certified Brainiac!

Brainiac Award



Brain
Quest

Presented to:

for successfully completing all nine chapters of
BRAIN QUEST PRE-K WORKBOOK

PLACE A STICKER ON EACH SQUARE AFTER YOU HAVE COMPLETED THE CHAPTER

Chapter	Chapter	Chapter	Chapter	Chapter	Chapter	Chapter	Chapter	Chapter
1	2	3	4	5	6	7	8	9

Over 37 Million Kids Can't Be Wrong!



AMERICA'S #1
EDUCATIONAL
BESTSELLER

This is where it all started: the curriculum-based, fast-paced, question-and-answer series. Vetted by a panel of America's award-winning teachers and embraced by kids and parents because it flat-out works, BRAIN QUEST opens a world of information and education to kids from ages 2 to 13.



IT'S FUN TO BE SMART!®

AVAILABLE WHEREVER BOOKS ARE SOLD,
OR PLEASE VISIT BRAINQUEST.COM









IT'S FUN TO BE SMART!®



Loved by kids, adored by parents, and used by teachers, Brain Quest is America's #1 educational bestseller. It covers what kids need to know, when they need to know it.

Jam-packed with hundreds of curriculum-based activities, exercises, and games in every subject, *Brain Quest Pre-K Workbook* reinforces what kids are learning in the classroom. The workbook's lively layout and easy-to-follow explanations make learning fun, interactive, and concrete. Plus it's written to help parents follow and explain key concepts.

Includes ABCs, 123s, tracing letters, mazes, shapes, colors, beginning sounds, sorting and matching, "what's wrong with this picture?" games, and much, much more.



WORKMAN PUBLISHING
225 Varick Street, New York, NY 10014
ISBN 978-0-7611-4961-3 • \$12.95 U.S.
workman.com • brainquest.com



**\$25,000 College Tuition Sweepstakes
PRESENTED BY CHRYSLER**
NO PURCHASE NECESSARY. Open to all legal U.S. residents 18 and older who are parents of a child 2 to 13 years. Sweepstakes starts 5/1/12 and ends 1/5/13. For official rules and to enter go to brainquest.com/sweepstakes or Chrysler.com/brainquest. Void where prohibited.

CHRYSLER

