

# Finger Phonics 6

y x ch sh th th

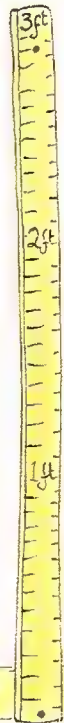
Sue Lloyd and Sara Wernham    Illustrated by Lib Stephen



# Y y


1 × 2 =	2
2 × 2 =	4
3 × 2 =	6
4 × 2 =	8
5 × 2 =	10
6 × 2 =	12
7 × 2 =	14
8 × 2 =	16
9 × 2 =	18
10 × 2 =	20
11 × 2 =	22
12 × 2 =	24

2 + 1 = 3  
2 - 1 = 1  
yard ☺  
year ✖  
✖ # ✖



**Action:** Pretend to be eating a yogurt and say y, y, y, y.

# yogurt



yes

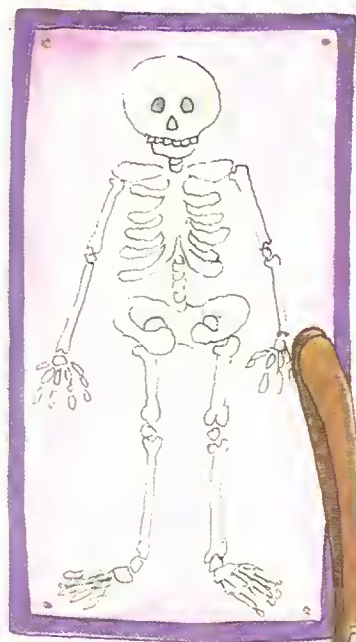
yummy

yell

yellow



# X x



**Action:** Pretend to take an x-ray of someone with an x-ray gun and say *ks, ks, ks, ks*.

# x-ray

fox


box

six

exit



# ch



**Action:** Move arms at sides as if you are a train and say *ch, ch, ch, ch*.

chicken

chop

stitch

bunch



ch

choo-choo



# sh



shshshshsh



**Action:** Place fingers over lips and say *shshshsh*.




ship

sheep

fishes

wish

sh




hush

th  
this

that  
then

with  
father



# th

# thumb

thin

three

moth

cloth



**Action:** Pretend to be naughty clowns and stick out tongue a little for the th, and further for the th (voiced and unvoiced th).

Read the words by saying each sound in turn and listening for the word. The dots underneath will help remind you that two letters are making one sound.

Match the words to the pictures.



sheep

• • •




snail

• • • •



feet

• • •




fork

• • •



toad

• • •



tie

• •

Do you know your alphabet ?

Aa Bb Cc Dd Ee Ff Gg Hh Ii Jj Kk Ll Mm  
Nn Oo Pp Qq Rr Ss Tt Uu Vv Ww Xx Yy Zz



When writing words you need to be able to hear the sounds in them (sounding out)

Say the word, listen carefully, then choose the sound to complete the word.

ch


th

sh



3

\_ ree



When 2 or more consonant letters come together they are called a consonant blend. It can be difficult to hear the letters that make up the blend. Listen for the sounds and tap a finger for each letter as you say the blend – br

cr

pl

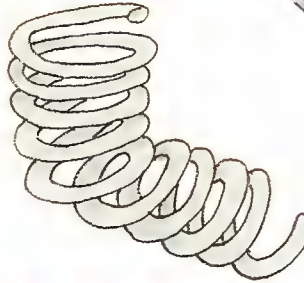
st

Match the consonant blends to the pictures.

fl



spr



sw



gr

sn


sk

d


br

sl

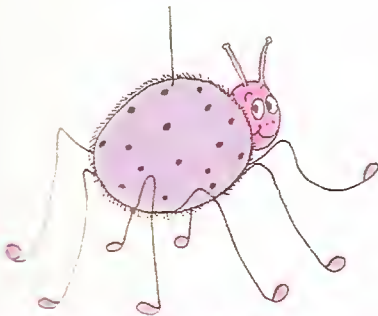
tr



cl



fr



sp

See how quickly you can read them.

dr

gl

sm

bl

# The Finger Phonics books give an excellent start to both reading and writing

The books show all the letter sounds of English, not just the alphabet, with an 'action' for each. There are cut-out letter shapes to show little fingers the correct way to form each letter and at the end of each book are 'finger activities' so that knowing the letters leads easily to both reading and spelling.

## Jolly Phonics

Besides the *Finger Phonics* books, 'Jolly Phonics' includes *Phonics Videos*, *The Phonics Handbook*, *Phonics Wall Frieze*, *Phonics Workbooks*, *Jiglets* and *Stencilets*. Where possible, use them together over a period of time.

### ISBN

- |                      |               |
|----------------------|---------------|
| 1. s a t i p n       | 1 870946 24 3 |
| 2. c k e h r m d     | 1 870946 25 1 |
| 3. g o u l f b       | 1 870946 26 X |
| 4. ai j oa ie ee or  | 1 870946 27 8 |
| 5. z w ng v oo oo    | 1 870946 28 6 |
| 6. y x ch sh th th   | 1 870946 29 4 |
| 7. qu ou oi ue er ar | 1 870946 30 8 |

© Sue Lloyd, Sara Wernham, Christopher Jolly 1993 (text)

© Lib Stephen 1993 (illustrations)

Printed in Malaysia All rights reserved



ISBN 1-870946-29-4



9 781870 946292



# Jolly Learning

UK £4.50

Tailours House, High Road, Chigwell, Essex, IG7 6DL, UK. Tel: 020 8501 0405  
50 Winter Sport Lane, Williston, VT 05495-0050, USA. Tel: 1 800 488 2665