


Finger Phonics 4

ai j oa ie ee or

Sue Lloyd and Sara Wernham Illustrated by Lib Stephen



ai



Action: Cup hand over ear and say *ai, ai, ai.*




ai

aim

rain

snail

train



pain

J j



Action: Pretend to wobble on a plate and say *j, j, j, j.*

jug

jeans


jumper

jet



jam

oa goat



Action: Bring hand over mouth as if you have done something wrong and say *oh!*

oak

croak

boat

coat



ie

ie ie



Action: Stand to attention and salute, saying *ie ie*.



tie

lie

pie

die

lie



ee

eel

bee

sheep


feet



Action: Put hands on head as if ears on a donkey and say *eeyore, eeyore*.

or

oy



storm

corn

fork

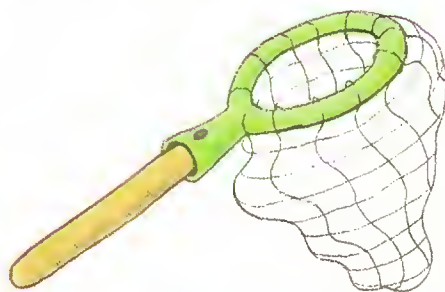



torn

eey ore!

When children begin to write words, they need to be able to hear all the sounds in them (sounding out). The ability to hear all the sounds develops gradually.

Try with these simple regular words, pointing to each dot and saying the sound – c a t

• • •



Hint: Say the word slowly, one sound at a time.

Sounds made by two letters.


Having two letters make a different sound, when they come together, can be confusing at first. Children need practice to read these sounds.



Say one of the sounds then find the picture that has that sound in it. Lift the flap and try sounding out the words. The dots underneath will remind you that 2 letters are making one sound.

ai oa ie

ee or



To make it simpler, at the beginning, only one way of writing the long vowel sounds is shown. When they know this way, they can begin to learn the other ways of writing them. This may take some time. Try looking for examples in other words when reading.

Look at the words in the trees and find the letters that are making the sounds. Have a go at reading the words.

o-e
mole
rope
nose
cone

oa

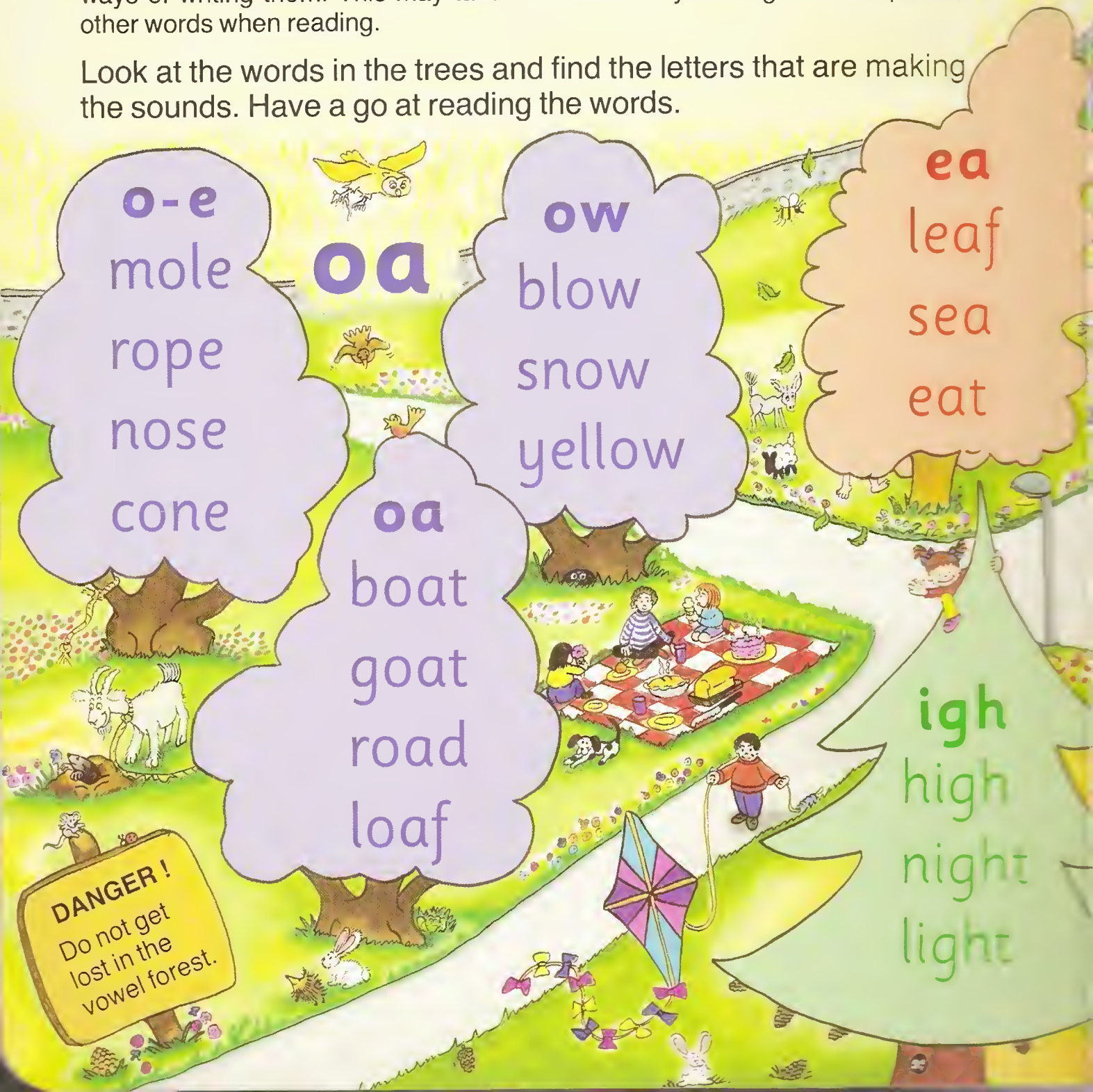
oa
boat
goat
road
loaf

ow
blow
snow
yellow

ea
leaf
sea
eat

igh
high
night
light

DANGER!
Do not get
lost in the
vowel forest.



ee
bee
tree
sheep
feet

ai
sail
train
paint
rail

ay
day
hay
may

ee

ie
pie
tie
lie
die

ai

a-e
cake
gate
snake
plate

i-e
pine
bike
kite
hive

ie




The Finger Phonics books give an excellent start to both reading and writing

The books show all the letter sounds of English, not just the alphabet, with an 'action' for each. There are cut-out letter shapes to show little fingers the correct way to form each letter and at the end of each book are 'finger activities' so that knowing the letters leads easily to both reading and spelling.

Jolly Phonics

Besides the *Finger Phonics* books, 'Jolly Phonics' includes *Phonics Videos*, *The Phonics Handbook*, *Phonics Wall Frieze*, *Phonics Workbooks*, *Jiglets* and *Stencilets*. Where possible, use them together over a period of time.

ISBN

- 
- | | |
|----------------------|---------------|
| 1. s a t i p n | 1 870946 24 3 |
| 2. c k e h r m d | 1 870946 25 1 |
| 3. g o u l f b | 1 870946 26 X |
| 4. ai j oa ie ee or | 1 870946 27 8 |
| 5. z w ng v oo oo | 1 870946 28 6 |
| 6. y x ch sh th th | 1 870946 29 4 |
| 7. qu ou oi ue er ar | 1 870946 30 8 |

© Sue Lloyd, Sara Wernham, Christopher Jolly 1993 (text)

© Lib Stephen 1993 (illustrations)

Printed in Malaysia All rights reserved



ISBN 1-870946-27-8



9 781870 946278



Jolly Learning

UK £4.50

Tailours House, High Road, Chigwell, Essex, IG7 6DL, UK. Tel: 020 8501 0405
50 Winter Sport Lane, Williston, VT 05495-0050, USA. Tel: 1 800 488 2665